


Digital Equipment Corporation
Maynard, Massachusetts

digital

PDP-12
Maintenance Manual

Volume IV

MODULE SCHEMATICS



PDP-12
MAINTENANCE MANUAL
VOLUME IV
MODULE SCHEMATICS

1st Edition, June 1970
2nd Printing (Rev), December, 1970

Copyright © 1970 by Digital Equipment Corporation

The material in this manual is for information purposes and is subject to change without notice.

The following are trademarks of Digital Equipment Corporation, Maynard, Massachusetts:

DEC	PDP
FLIP CHIP	FOCAL
DIGITAL	COMPUTER LAB

FOREWORD

The *PDP-12 Maintenance Manual*, published in four separate volumes, is a guide for Field Service Engineers or other personnel involved with the care and maintenance of the PDP-12 Computer. The Maintenance Manual is organized as follows:

VOLUME I PRINCIPLES OF OPERATION

This volume contains a description of PDP-12 logic. An overall view of the system is presented in seven chapters entitled Central Processor, Memory, Input/Output, Teletype, LINC Devices, Tape Processor, and Prewired I/O Bus Options. The text describes logical relationships among the various elements of the PDP-12.

VOLUME II INSTALLATION AND MAINTENANCE


The first chapters of this volume describe the unpacking, installation, and preliminary check-out procedures for the PDP-12. The remainder of the volume comprises procedures used in the day-to-day maintenance, adjustment, and repair of the computer.

VOLUME III LOGIC SCHEMATICS

Volume III consists primarily of flow charts and block schematics that describe the PDP-12. The block schematics, lists, and flow charts in Volume III are reduced (11 in. x 17 in.) versions of engineering drawings.

VOLUME IV MODULE SCHEMATICS

The circuit schematics in Volume IV describe all the module types used in the PDP-12, including both the regular production DEC modules and those designed especially for the PDP-12.



CONTENTS

Module Number	Title	Revision
A131	8 Channel Multiplexer	C
A214	2 Differential Preamps	B
A215	1 Buffer Amplifier	A
A225	Deflection Amplifier	A
A404	1 Sample and Hold	-
A615	1 D/A	C
A811	1 A/D Converter	F
B142	Diode Gate	-
B-734B	Variable Power Supply	2
G020	2 Sense Amps	J
G021	2 Sense Amps	J
G221	Memory Selector	D
G228	Inhibit Driver	F
G610	A-Diode Board	B
G611	B-Diode Board	A
G624	Resistor Board	D
G700YA	100Ω Terminator	-
G718	LINC-8 Timing Jumper	A
G780	Cable Connector	-
G783	Cable Connector	-
G793	PDP-8/I Switch Connector	B
G805	Negative Regulator	H
G817	VR12 Power Supply	B
G818	VR12 Power Supply	D
G824	Power Supply Regulator	C
G826	Regulator Control	L
G836	VR14 PS & Regulator Bd	A
G838	Fault Protection Bd	-
G847	Dual Motor Control	A
G848	Motor Drive	F
G850	SCR Driver	P
G851	Tape Head Relay	B
G853	Motion and Selection Circuit	A
G859	Clock Regulator	B
G882	Manchester Reader Writer	D
G888	Manchester Reader Writer (Optional)	-
G912	VR12 Drive Amplifier	-
G916	Power Protection and Switch Filter	-
G917	VR12 Preamp Module	-
G918	Photo Amplifier	B
H719	Power Supply	-
K303	Three Timers	C

CONTENTS (Cont)

Module Number	Title	Revision
K374	Calibrated Timer Control	A
K376	Calibrated Timer Control	A
K378	Calibrated Timer Control	A
M002	15 Loads	—
M040	Solenoid Driver	E
M044	Solenoid Driver	B
M051	Level Converter	—
M101	Bus Data Interface	—
M103	Device Selector	A
M111	Inverter	A
M112	NOR Gate	D
M113	10-2 Input NAND Gates	C
M115	8-3 Input NAND Gates	C
M117	6-4 Input NAND Gates	E
M119	3-8 Input NAND Gates	B
M121	XOR Gates	C
M141	AND/NOR Gates	B
M160	Gate Module	B
M161	Binary to Octal/Decimal Decoder	B
M169	Gating	A
M212	Six-Bit L-R Shift Register	B
M216	Six Flip-Flops	B
M217	Four-Bit Counter and Buffer	—
M221	Main Register	B
M222	PDP-12 Main Register	A
M302	One-Shot Delay	K
M304	Four One Delay	A
M307	Two Integrating One Shots	B
M310	Delay Line	D
M360	Variable Delay	B
M401	Clock	M
M405	Crystal Clock	—
M452	Variable Clock	A
M503	Two Schmitt Triggers and PA	—
M507	Bus Converter	D
M508	Bus Converter	A
M516	Positive Bus Receiver	—
M531	Negative Input Converter	A
M602	Pulse Generator	B
M617	6-4 Input NOR/Buffers	E
M623	Bus Driver	E
M627	Power Amplifier Module	F
M651	Negative Output Converter	B
M660	Positive Level Driver	A

CONTENTS (Cont)

Module Number	Title	Revision
M700	Manual Timing Generator	E
M703	Power Fail	J
M704	Plotter Control	E
M705	Reader Control	J
M706	Teletype [®] Receiver	L
M707	Teletype Transmitter	D
M710	Punch Control	H
M711	Scope Control	C
M715	Reader Clock	K
M719	PDP-12 Clock Input Synchronizer	—
M720	Memory Detection	A
M760	PDP-12 A/D Control	—
M850	Converter and Cable Connector	A
M870	Simple Clock	—
M900	PDP-8/I Console Connector	B
M901	One-to-One Cable	C
M903	Connector (Flexprint [®])	—
M906	Cable Terminator	B
M907	Diode Clamp	—
M908	Ribbon Connector	—
M921	Jumper Board	—
M941	Jumper/Extender	—
R002	Diode	A
R107	Inverter	H
R111	Diode Gate	F
R202	Dual Flip-Flop	F
R303	Integrating One Shot	K
S107	Inverter	D
S111	Diode Gate	D
S181	DC Carry Chain	A
S202	Dual Flip-Flop	D
S603	Pulse Amplifier	E
W005	Clamped Loads	B
W021	Signal Cable Connector	I
W023	Connector	—
W032	Tape Head Cable Connector	—
W040	Solenoid Driver	2
W512	Positive Level Converter	B
W513	Level Amplifier	E
W520	Comparator	C
W603	Positive Level Amplifier	C
W640	Pulse Amplifier	L

[®]Teletype is the registered trademark of Teletype Corporation.

[®]Flexprint is the registered trademark of Sanders Associates.

CONTENTS (Cont)

Module Number	Title	Revision
W681	Scope Intensifier	H
W682	Intensity Amplifier	E
W701	Input Network	A
W990	Blank Module	A
783	Power Supply	C
828	Power Receptacle	—
854	Power Control	A
8114	Console Lite	—
8124	Relays and Speaker Driver	—
*1203185-2 (C-13495)	Precision Power Supply (Deltron)	C
†1203185-2	Precision Power Supply (Power-Mate)	—

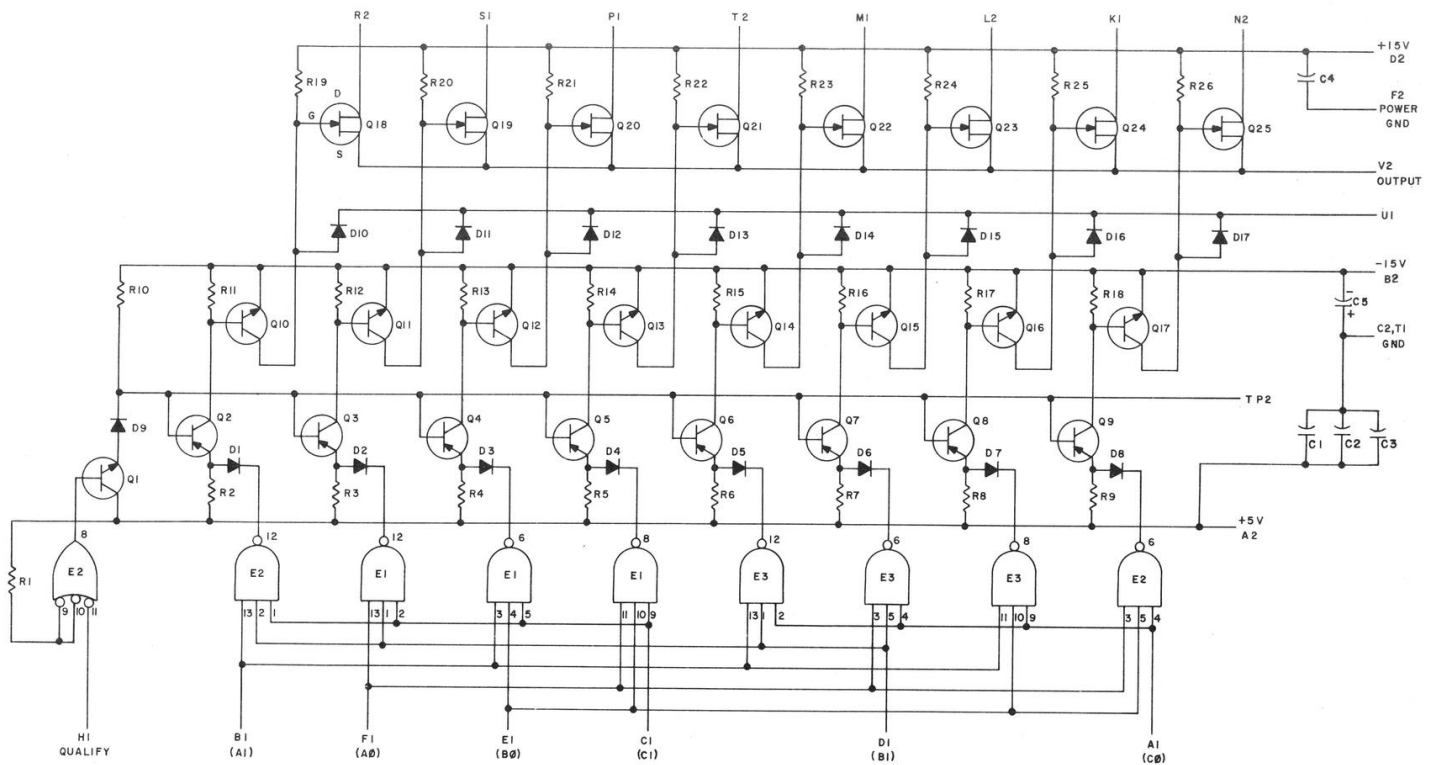
POWER SUPPLIES

Module Number	Title	Revision
B-734B	Variable Power Supply	2
G-817	VR12 Power Supply	B
G-818	VR12 Power Supply	D
H719	Power Supply	—
783	Power Supply	C
1203185-2	Precision Power Supply (Deltron)	—
1203185-2	Precision Power Supply (Power-Mate)	—

*Used by permission of Deltron Inc., Philadelphia, Pennsylvania

†Used by permission of Power-Mate Corp., Hackensack, New Jersey

THIS SCHEMATIC IS FURNISHED ONLY FOR TEST AND MAINTENANCE PURPOSES. THE CIRCUITS ARE PROPRIETARY IN NATURE AND SHOULD BE TREATED ACCORDINGLY. COPYRIGHT 1969 BY DIGITAL EQUIPMENT CORPORATION



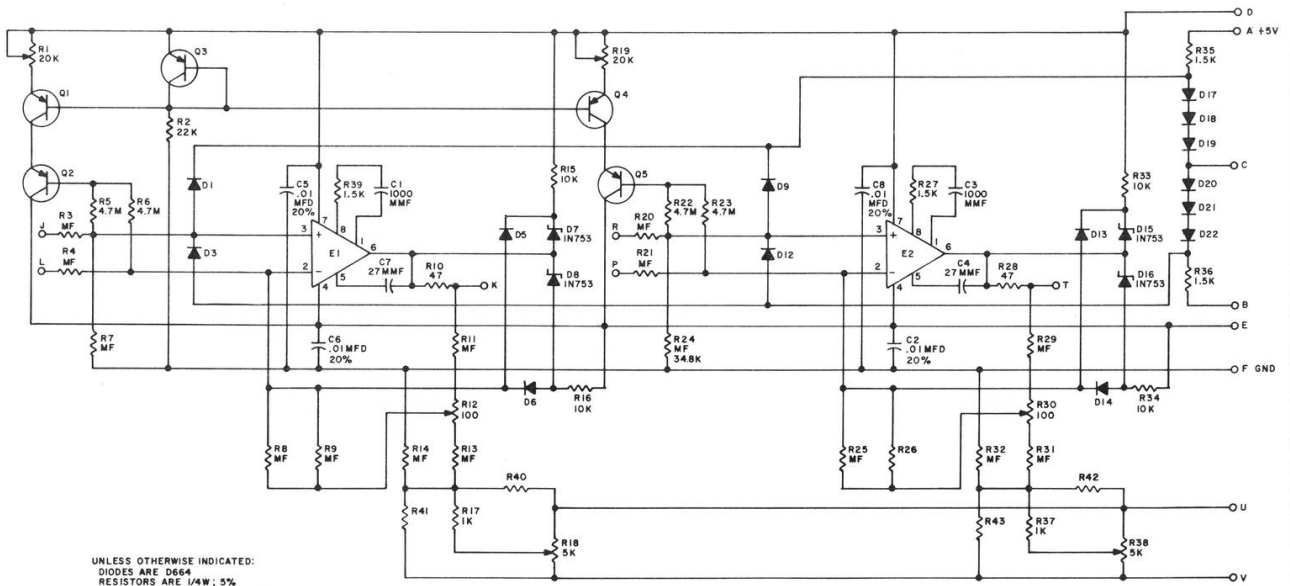
NOTE:
PIN 7 ON EACH IC = GND
PIN 14 ON EACH IC = +5V

REFERENCE DESIGNATION	DESCRIPTION	PART NO
E1, E2, E3	INTEGRATED CKT DEC7410N	1905576
Q18-Q25	TRANSISTOR 2N5245 OR TIS 88	1509681
Q2-Q9	TRANSISTOR DEC6534 B	1503409-01
Q1, Q10-Q17	TRANSISTOR DEC3009B-S	1503100
R19-R26	RES 10K 1/4W 5% CC	1300479
R11-R18	RES 33K 1/4W 5% CC	1300439
R2-R10	RES 1.5K 1/4W 5% CC	1300391
R1	RES 33K 1/4W 10%	1300510
D1-D17	DIODE D664	1100114
C1-C4	CAP .01 MFD 100V 20% DISC	1001610
C5	CAP 6.8 MFD 35V 20% STANT	1000067
PARTS LIST		A-PL-A131-O-O

REVISIONS CHK CHG NO. REV 00001 B 00002 C	DRN DATE 2-10-69	TRANSISTOR & DIODE CONVERSION CHART DEC EIA DEC64 1N3606 DEC3009B 2N3009 DEC6534B MPS6534 2N5245B NONE	digital EQUIPMENT CORPORATION MATIARD, MASSACHUSETTS	TITLE MULTIPLEX A131	SIZE CODE NUMBER C CS A131-0-1	REV C
--	------------------------	---	---	--------------------------------	-----------------------------------	-------

REV. C
CASE NO. A131-0-1

THIS SCHEMATIC IS FURNISHED ONLY FOR TEST AND MAINTENANCE PURPOSES. THE CIRCUITS ARE PROPRIETARY IN NATURE AND SHOULD BE TREATED ACCORDINGLY. COPYRIGHT 1969 BY DIGITAL EQUIPMENT CORPORATION



UNLESS OTHERWISE INDICATED:
 DIODES ARE D664
 RESISTORS ARE 1/4W, 5%
 MF RESISTORS ARE 1/8W, 1%, 100MFP
 TRANSISTORS ARE 2N4250
 R1, R19 ARE ALLEN BRADLEY ZV-2032
 POTS ARE 76PR SERIES
 E1, E2 ARE MC1709
 CAPACITORS ARE 100V, 5%

INPUT	VARIATION	R41	R3	R4	R7	R6	R9	R11	R13	R14	R40
O → +5	A214-YF	1.2K	68.1K	68.1K	21.5K	21.5K	1M (CC)	2.7K	422	51.1	NONE
O → +10	A214-YE	1.2K	68.1K	68.1K	12.1K	12.1K	274K	2.61K	422	75	NONE
O → -2	A214-YD	NONE	34.8K	34.8K	34.8K	34.8K	4.7M	1.96K	348	90.9	1.2K
I10	A214-YC	NONE	64K	64K	5.48K	3.48K	39K	2.61K	261	38.3	NONE
±5	A214-YB	NONE	68.1K	68.1K	12.1K	12.1K	365K	2.61K	422	90.9	NONE
O → +2	A214-YA	1.2K	34.8K	34.8K	34.8K	34.8K	4.7M	1.96K	348	90.9	NONE
I1	A214	NONE	34.8K	34.8K	34.8K	34.8K	4.7M	1.96K	422	38.3	NONE

REV. 10001
 DATE 10/20/69
 BY J. J. ...

REVISIONS
 DATE 10/20/69
 BY J. J. ...

DATE 10/20/69
 CHECKED BY J. J. ...
 DATE 10/20/69
 DESIGNED BY J. J. ...
 DATE 10/20/69
 DRAWN BY J. J. ...
 DATE 10/20/69

DATE 10/20/69
 CHECKED BY J. J. ...
 DATE 10/20/69
 DESIGNED BY J. J. ...
 DATE 10/20/69
 DRAWN BY J. J. ...
 DATE 10/20/69

DATE 10/20/69
 CHECKED BY J. J. ...
 DATE 10/20/69
 DESIGNED BY J. J. ...
 DATE 10/20/69
 DRAWN BY J. J. ...
 DATE 10/20/69

DATE 10/20/69
 CHECKED BY J. J. ...
 DATE 10/20/69
 DESIGNED BY J. J. ...
 DATE 10/20/69
 DRAWN BY J. J. ...
 DATE 10/20/69

DATE 10/20/69
 CHECKED BY J. J. ...
 DATE 10/20/69
 DESIGNED BY J. J. ...
 DATE 10/20/69
 DRAWN BY J. J. ...
 DATE 10/20/69

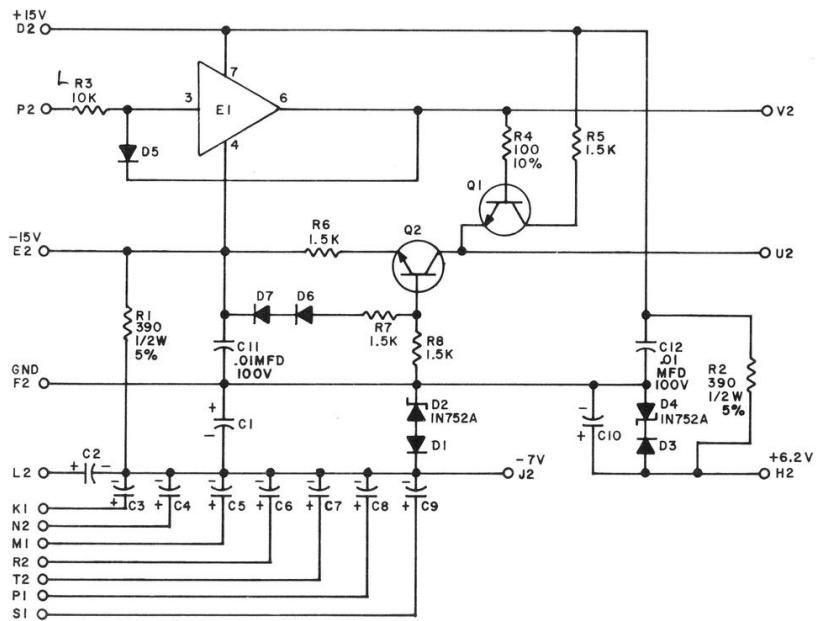
DATE 10/20/69
 CHECKED BY J. J. ...
 DATE 10/20/69
 DESIGNED BY J. J. ...
 DATE 10/20/69
 DRAWN BY J. J. ...
 DATE 10/20/69

DATE 10/20/69
 CHECKED BY J. J. ...
 DATE 10/20/69
 DESIGNED BY J. J. ...
 DATE 10/20/69
 DRAWN BY J. J. ...
 DATE 10/20/69

digital 2 ANALOG AMPLIFIERS A214
 EQUIPMENT CORPORATION
 MAYTAG, MASSACHUSETTS
 PRINTED CIRCUIT REV. B
 SIZE CODE NUMBER
 C CS A214-0-1
 DIST: 324 434 435 3 PINK

REV. A	NUMBER	CS	B	SIZE
	A215-0-1			3215

THIS SCHEMATIC IS FURNISHED ONLY FOR TEST AND MAINTENANCE PURPOSES. THE CIRCUITS ARE PROPRIETARY IN NATURE AND SHOULD BE TREATED ACCORDINGLY. COPYRIGHT 1969 BY DIGITAL EQUIPMENT CORPORATION



UNLESS OTHERWISE INDICATED:
 CAPACITORS ARE 1MFD; 35V; 10%
 DIODES ARE D664
 RESISTORS ARE 1/4W; 5%
 TRANSISTORS ARE DEC2219
 E1 IS LM302

REVISIONS
 CHK | CHG NO. | REV. | A

DRN. *M. Waller* DATE 3-7-69
 CHKD. *J. May* DATE 3-9-69
 ENG. *M. S. Gagnon* DATE 4/8/69
 PROD. DATE

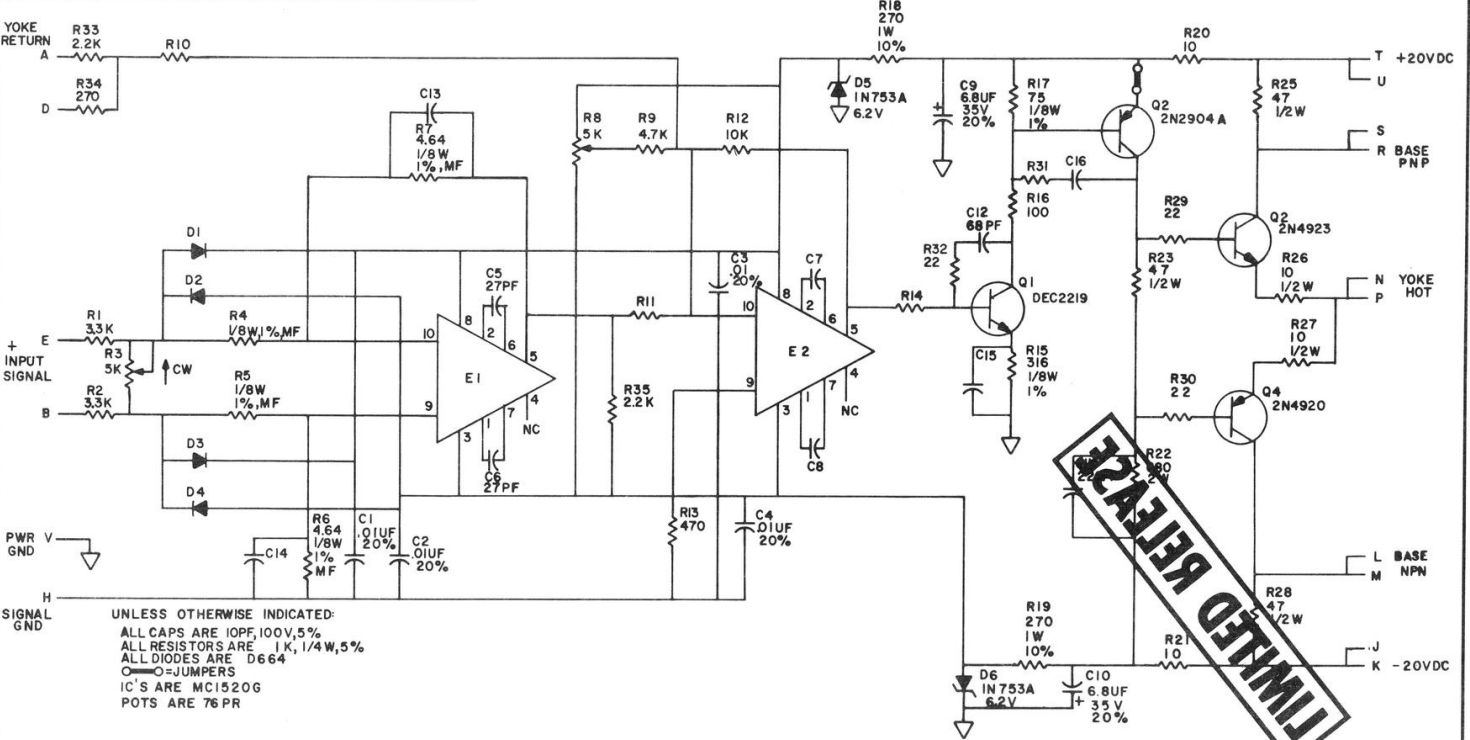
TRANSISTOR & DIODE CONVERSION CHART			
DEC	EIA	DEC	EIA
D664	IN3606		
DEC2219	2N2219		

digital
 EQUIPMENT CORPORATION
 MAYNARD, MASSACHUSETTS

TITLE ANALOG BUFFER A215
 SIZE B CODE CS NUMBER A215-0-1 REV. A
 PRINTED CIRCUIT REV. A

REV. A
 NUMBER A225-0-1
 CS B
 SIZE 3215

THIS SCHEMATIC IS FURNISHED ONLY FOR TEST AND MAINTENANCE PURPOSES. THE CIRCUITS ARE PROPRIETARY IN NATURE AND SHOULD BE TREATED ACCORDINGLY. COPYRIGHT 1970 BY DIGITAL EQUIPMENT CORPORATION



UNLESS OTHERWISE INDICATED:
 ALL CAPS ARE 10PF, 100V, 5%
 ALL RESISTORS ARE 1K, 1/4W, 5%
 ALL DIODES ARE D664
 ○=JUMPERS
 IC'S ARE MC1520G
 POTS ARE 76 PR

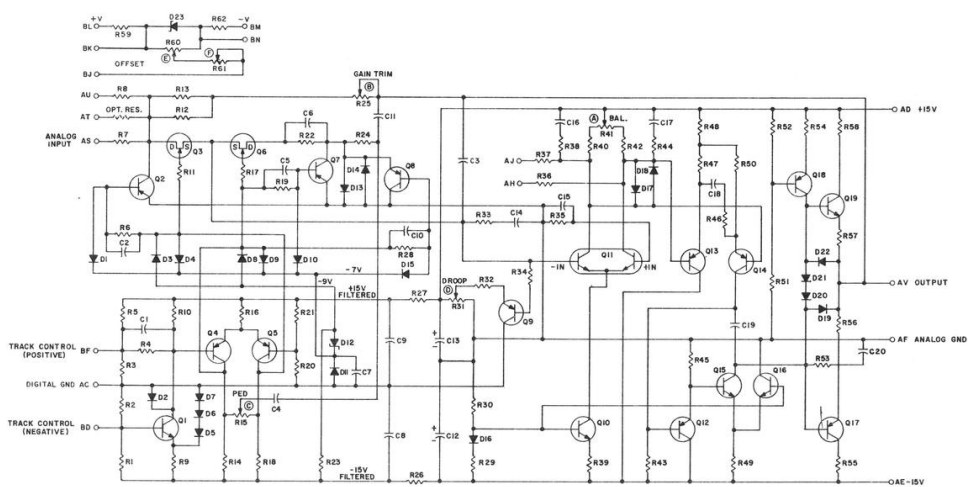
LIMITED RELEASE

REVISIONS CHK'G NO. REV.	DRN <i>Schubert</i>	DATE 12/20/70	TRANSISTOR & DIODE CONVERSION CHART				digital EQUIPMENT CORPORATION MAYNARD, MASSACHUSETTS	TITLE DEFLECTION AMPLIFIER A225		
	CHK'D <i>Schubert</i>	DATE 12/20/70	DEC	EIA	DEC	EIA		SIZE B	CODE CS	NUMBER A225-0-1
	ENG <i>Schubert</i>	DATE 12-8-70	DEC2219	2N2219						
	PROD. <i>Schubert</i>	DATE	2N4920	SAME						
			D664	1N3806						
			1N753	SAME						

PRINTED CIRCUIT REV. B

THIS SCHEMATIC IS PROVIDED ONLY FOR TEST AND MAINTENANCE PURPOSES. THE CIRCUITS ARE PROPRIETARY TO NATIONAL AND SHOULD BE TREATED ACCORDINGLY. COPYRIGHT 1988 BY SPECTRA-CONTROL CORPORATION.

1-0-909Y [3] [2]



REF. DESIGNATOR	DESCRIPTION	PART NO.
R59, R62	RES. 619 1/8W 1% 100MFP	1305126
R61	RES. 1K TRIMPOT	1305450
D23	DIODE 1N4148	1100137
Q10, Q13, Q14	TRANSISTOR 2N4250	1509142
Q11	TRANSISTOR 2N4404-S	1501857
Q10, Q13, Q16, Q19	TRANSISTOR DEC219-S	1501881
Q5, Q17, Q18	TRANSISTOR DEC204D	1501409
Q3, Q6	TRANSISTOR 2N5163 PFT	1509253
Q2, Q4, Q5, Q7, Q8	TRANSISTOR DEC654C	150409-08
Q1	TRANSISTOR DEC1009B	1503100
R55, R58	RES. 68 1/2W 10% CC	1300220
R51	RES. 12K 1/4W 5% CC	1300488
R46	RES. 5.6K 1/8W 1% 100MFP	1305128
R47, R50	RES. 56K 1/8W 1% 100MFP	1304893
R48	RES. 470 1/4W 5% CC	1303116
R41	RES. 2.1K 1/8W 1% 100MFP	1303311
R44	RES. 50K 1/8W TRIMPOT	1305455
R50, R42	RES. 98.1K 1/8W 1% 100MFP	1302952
R52	RES. 54.8K 1/8W 1% 100MFP	1303156
R38, R44	RES. 2K 1/4W 5% CC	1302388
R42	RES. 820K 1/4W 5% CC	1303187
R33, R52	RES. 2.4K 1/4W 5% CC	1303177
R52	RES. 10K 1/4W 5% CC	1302466
R28	RES. 10K 1/4W 5% CC	1302466
R26, R27, R56, R57	RES. 1.62K 1/8W 1% 100MFP	1304862
R25	RES. 10K 1/4W 5% CC	1302466
R22	RES. 200K TRIMPOT	1306854
R24, R23	RES. 56 1/4W 5% CC	1302802
R23, R49	RES. 560 1/4W 5% CC	1301890
R13, R30	RES. 10K 1/4W 5% 100MFP	1302312
R20	RES. 1K 1/8W 1% 100MFP	1303114
R18	RES. 1.2K 1/2W 5% CC	1302885
R18, R1, R60	RES. 20K TRIMPOT	1302312
R18, R18	RES. 2.2K 1/4W 5% CC	1302417
R12	RES. 1.05K 1/2W 5% 25MFP	1302510
RR	RES. 5.1K 1/8W 1% 25MFP	1305432
R7, R13	RES. 10K 1/4W 5% 25MFP	1302431
R5, R11, R17	RES. 10K 1/4W 5% CC	1302479
R4, R44	RES. 20K 1/4W 5% CC	1302466
R2, R3, R9, R22, R35, R36, R37, R45	RES. 5.6K 1/4W 5% CC	1301874
R12, R10, R18, R18	RES. 20K 1/4W 5% CC	1302466
D18, D20, D21	DIODE 0862	1100113
D12	DIODE 1N758A 8.2V	1101444
D1, D11, D13, D15, D17, D19, D22	DIODE 0864	1100114
C18	CAP. 100MFD 100V 5% D.M.	1000006
C16, C17	CAP. 100MFD 100V 5% D.M.	1000016
C12, C15	CAP. 6.8MFD 35V 20% TANT	1000067
C11	CAP. 5000MFD 100V 5% D.M.	1005419
C7, C8, C9, C15	CAP. 0.1MFD 100V 20% DISC	1001610
C4, C5, C19	CAP. 18MFD 100V 5% D.M.	1000008
C3, C20	CAP. 27MFD 100V 5% D.M.	1001739
C1, C2, C10, C14	CAP. 47MFD 100V 5% D.M.	1000011

TRANSISTOR & DIODE CONVERSION CHART

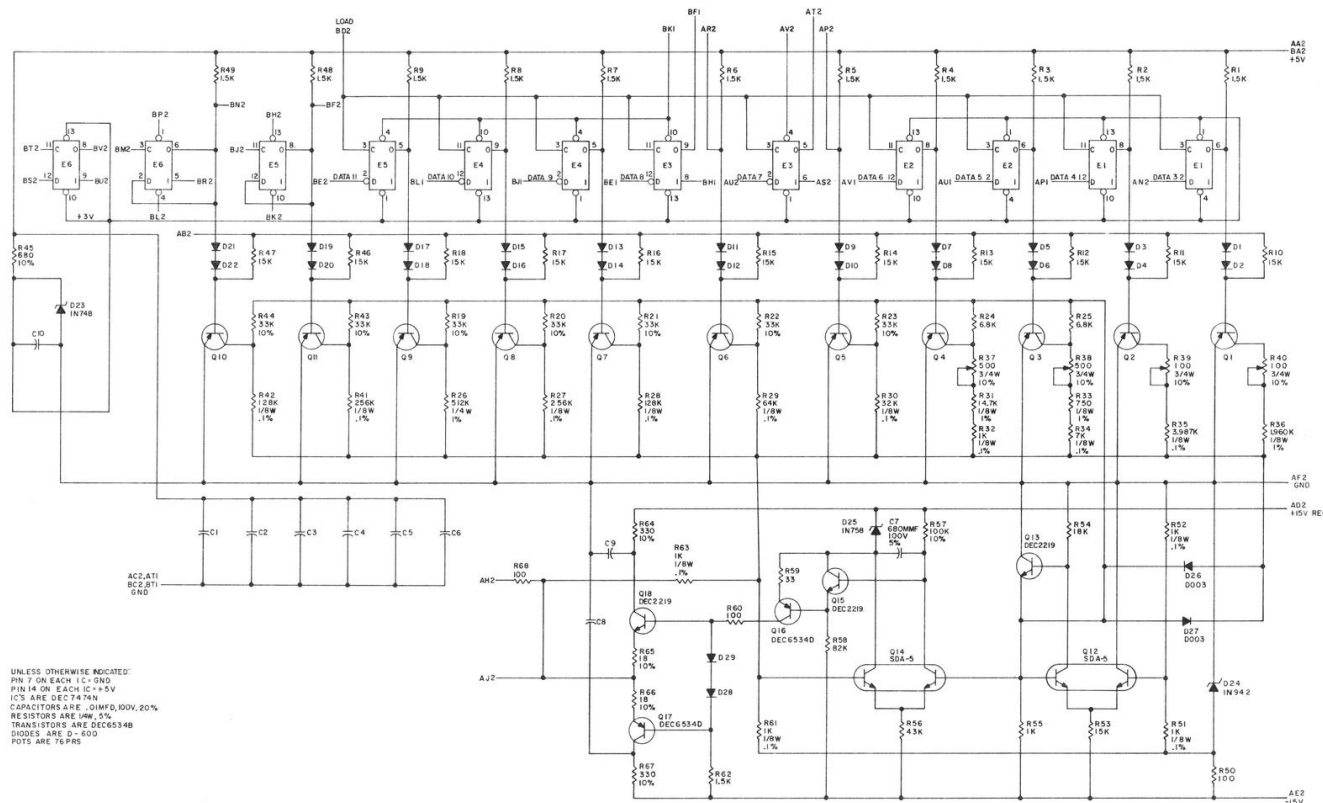
SYMBOL	UNIT	SYMBOL	UNIT	SYMBOL	UNIT
Q1	TRANSISTOR	R1000	RES.	1000	RES.
D1	DIODE	R10K	RES.	10000	RES.
C1	CAPACITOR	R100K	RES.	100000	RES.
		R1M	RES.	1000000	RES.

TELETYPE CORPORATION SAMPLE AND HOLD A404

DATE: 11/11/88 BY: [Signature] CHECKED BY: [Signature]

REV: 1.0

THIS SCHEMATIC IS FURNISHED ONLY FOR TEST AND MAINTENANCE PURPOSES. THE
 CIRCUITS ARE PROPRIETARY IN NATURE AND SHOULD BE KEPT SECRET ACCORDING TO
 MILITARY STANDARD 1472 BY ORIGINAL EQUIPMENT CONSTRUCTION.



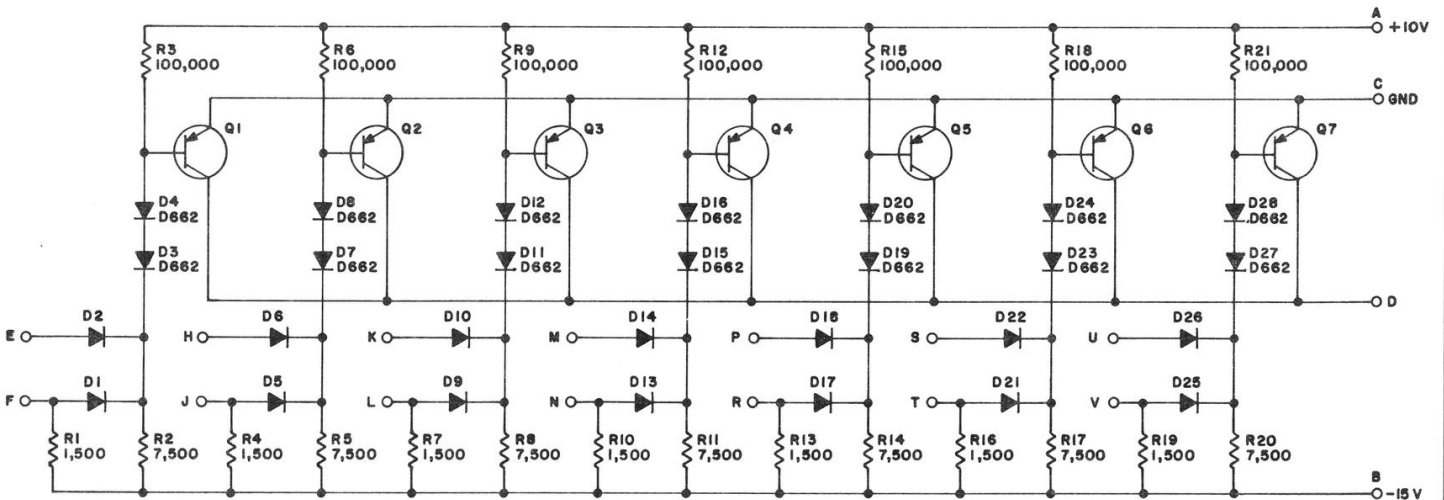
UNLESS OTHERWISE INDICATED:
 PIN 7 ON EACH IC - GND
 PIN 14 ON EACH IC - +5V
 IC'S ARE DEC 7474N
 CAPACITORS ARE .01MFD, 100V, 20%
 RESISTORS ARE 1/8W, 5%
 TRANSISTORS ARE DEC 6534B
 DIODES ARE D-600
 POTS ARE 70 PPS

REVISIONS		DATE		BY		CHECKED		APPROVED		TITLE																																																																																																																																																																																																																																																																																																									
1										DIGITAL TO ANALOG CONVERTER																																																																																																																																																																																																																																																																																																									
<table border="1"> <thead> <tr> <th colspan="4">TRANSISTOR & DIODE CONVERSION CHART</th> </tr> <tr> <th>MANUFACTURER</th> <th>PART NUMBER</th> <th>MANUFACTURER</th> <th>PART NUMBER</th> </tr> </thead> <tbody> <tr> <td>1N750</td> <td>1N750</td> <td>1N750</td> <td>1N750</td> </tr> <tr> <td>2N3638</td> <td>2N3638</td> <td>2N3638</td> <td>2N3638</td> </tr> <tr> <td>2N3639</td> <td>2N3639</td> <td>2N3639</td> <td>2N3639</td> </tr> <tr> <td>2N3640</td> <td>2N3640</td> <td>2N3640</td> <td>2N3640</td> </tr> <tr> <td>2N3641</td> <td>2N3641</td> <td>2N3641</td> <td>2N3641</td> </tr> <tr> <td>2N3642</td> <td>2N3642</td> <td>2N3642</td> <td>2N3642</td> </tr> <tr> <td>2N3643</td> <td>2N3643</td> <td>2N3643</td> <td>2N3643</td> </tr> <tr> <td>2N3644</td> <td>2N3644</td> <td>2N3644</td> <td>2N3644</td> </tr> <tr> <td>2N3645</td> <td>2N3645</td> <td>2N3645</td> <td>2N3645</td> </tr> <tr> <td>2N3646</td> <td>2N3646</td> <td>2N3646</td> <td>2N3646</td> </tr> <tr> <td>2N3647</td> <td>2N3647</td> <td>2N3647</td> <td>2N3647</td> </tr> <tr> <td>2N3648</td> <td>2N3648</td> <td>2N3648</td> <td>2N3648</td> </tr> <tr> <td>2N3649</td> <td>2N3649</td> <td>2N3649</td> <td>2N3649</td> </tr> <tr> <td>2N3650</td> <td>2N3650</td> <td>2N3650</td> <td>2N3650</td> </tr> <tr> <td>2N3651</td> <td>2N3651</td> <td>2N3651</td> <td>2N3651</td> </tr> <tr> <td>2N3652</td> <td>2N3652</td> <td>2N3652</td> <td>2N3652</td> </tr> <tr> <td>2N3653</td> <td>2N3653</td> <td>2N3653</td> <td>2N3653</td> </tr> <tr> <td>2N3654</td> <td>2N3654</td> <td>2N3654</td> <td>2N3654</td> </tr> <tr> <td>2N3655</td> <td>2N3655</td> <td>2N3655</td> <td>2N3655</td> </tr> <tr> <td>2N3656</td> <td>2N3656</td> <td>2N3656</td> <td>2N3656</td> </tr> <tr> <td>2N3657</td> <td>2N3657</td> <td>2N3657</td> <td>2N3657</td> </tr> <tr> <td>2N3658</td> <td>2N3658</td> <td>2N3658</td> <td>2N3658</td> </tr> <tr> <td>2N3659</td> <td>2N3659</td> <td>2N3659</td> <td>2N3659</td> </tr> <tr> <td>2N3660</td> <td>2N3660</td> <td>2N3660</td> <td>2N3660</td> </tr> <tr> <td>2N3661</td> <td>2N3661</td> <td>2N3661</td> <td>2N3661</td> </tr> <tr> <td>2N3662</td> <td>2N3662</td> <td>2N3662</td> <td>2N3662</td> </tr> <tr> <td>2N3663</td> <td>2N3663</td> <td>2N3663</td> <td>2N3663</td> </tr> <tr> <td>2N3664</td> <td>2N3664</td> <td>2N3664</td> <td>2N3664</td> </tr> <tr> <td>2N3665</td> <td>2N3665</td> <td>2N3665</td> <td>2N3665</td> </tr> <tr> <td>2N3666</td> <td>2N3666</td> <td>2N3666</td> <td>2N3666</td> </tr> <tr> <td>2N3667</td> <td>2N3667</td> <td>2N3667</td> <td>2N3667</td> </tr> <tr> <td>2N3668</td> <td>2N3668</td> <td>2N3668</td> <td>2N3668</td> </tr> <tr> <td>2N3669</td> <td>2N3669</td> <td>2N3669</td> <td>2N3669</td> </tr> <tr> <td>2N3670</td> <td>2N3670</td> <td>2N3670</td> <td>2N3670</td> </tr> <tr> <td>2N3671</td> <td>2N3671</td> <td>2N3671</td> <td>2N3671</td> </tr> <tr> <td>2N3672</td> <td>2N3672</td> <td>2N3672</td> <td>2N3672</td> </tr> <tr> <td>2N3673</td> <td>2N3673</td> <td>2N3673</td> <td>2N3673</td> </tr> <tr> <td>2N3674</td> <td>2N3674</td> <td>2N3674</td> <td>2N3674</td> </tr> <tr> <td>2N3675</td> <td>2N3675</td> <td>2N3675</td> <td>2N3675</td> </tr> <tr> <td>2N3676</td> <td>2N3676</td> <td>2N3676</td> <td>2N3676</td> </tr> <tr> <td>2N3677</td> <td>2N3677</td> <td>2N3677</td> <td>2N3677</td> </tr> <tr> <td>2N3678</td> <td>2N3678</td> <td>2N3678</td> <td>2N3678</td> </tr> <tr> <td>2N3679</td> <td>2N3679</td> <td>2N3679</td> <td>2N3679</td> </tr> <tr> <td>2N3680</td> <td>2N3680</td> <td>2N3680</td> <td>2N3680</td> </tr> <tr> <td>2N3681</td> <td>2N3681</td> <td>2N3681</td> <td>2N3681</td> </tr> <tr> <td>2N3682</td> <td>2N3682</td> <td>2N3682</td> <td>2N3682</td> </tr> <tr> <td>2N3683</td> <td>2N3683</td> <td>2N3683</td> <td>2N3683</td> </tr> <tr> <td>2N3684</td> <td>2N3684</td> <td>2N3684</td> <td>2N3684</td> </tr> <tr> <td>2N3685</td> <td>2N3685</td> <td>2N3685</td> <td>2N3685</td> </tr> <tr> <td>2N3686</td> <td>2N3686</td> <td>2N3686</td> <td>2N3686</td> </tr> <tr> <td>2N3687</td> <td>2N3687</td> <td>2N3687</td> <td>2N3687</td> </tr> <tr> <td>2N3688</td> <td>2N3688</td> <td>2N3688</td> <td>2N3688</td> </tr> <tr> <td>2N3689</td> <td>2N3689</td> <td>2N3689</td> <td>2N3689</td> </tr> <tr> <td>2N3690</td> <td>2N3690</td> <td>2N3690</td> <td>2N3690</td> </tr> <tr> <td>2N3691</td> <td>2N3691</td> <td>2N3691</td> <td>2N3691</td> </tr> <tr> <td>2N3692</td> <td>2N3692</td> <td>2N3692</td> <td>2N3692</td> </tr> <tr> <td>2N3693</td> <td>2N3693</td> <td>2N3693</td> <td>2N3693</td> </tr> <tr> <td>2N3694</td> <td>2N3694</td> <td>2N3694</td> <td>2N3694</td> </tr> <tr> <td>2N3695</td> <td>2N3695</td> <td>2N3695</td> <td>2N3695</td> </tr> <tr> <td>2N3696</td> <td>2N3696</td> <td>2N3696</td> <td>2N3696</td> </tr> <tr> <td>2N3697</td> <td>2N3697</td> <td>2N3697</td> <td>2N3697</td> </tr> <tr> <td>2N3698</td> <td>2N3698</td> <td>2N3698</td> <td>2N3698</td> </tr> <tr> <td>2N3699</td> <td>2N3699</td> <td>2N3699</td> <td>2N3699</td> </tr> <tr> <td>2N3700</td> <td>2N3700</td> <td>2N3700</td> <td>2N3700</td> </tr> </tbody> </table>										TRANSISTOR & DIODE CONVERSION CHART				MANUFACTURER	PART NUMBER	MANUFACTURER	PART NUMBER	1N750	1N750	1N750	1N750	2N3638	2N3638	2N3638	2N3638	2N3639	2N3639	2N3639	2N3639	2N3640	2N3640	2N3640	2N3640	2N3641	2N3641	2N3641	2N3641	2N3642	2N3642	2N3642	2N3642	2N3643	2N3643	2N3643	2N3643	2N3644	2N3644	2N3644	2N3644	2N3645	2N3645	2N3645	2N3645	2N3646	2N3646	2N3646	2N3646	2N3647	2N3647	2N3647	2N3647	2N3648	2N3648	2N3648	2N3648	2N3649	2N3649	2N3649	2N3649	2N3650	2N3650	2N3650	2N3650	2N3651	2N3651	2N3651	2N3651	2N3652	2N3652	2N3652	2N3652	2N3653	2N3653	2N3653	2N3653	2N3654	2N3654	2N3654	2N3654	2N3655	2N3655	2N3655	2N3655	2N3656	2N3656	2N3656	2N3656	2N3657	2N3657	2N3657	2N3657	2N3658	2N3658	2N3658	2N3658	2N3659	2N3659	2N3659	2N3659	2N3660	2N3660	2N3660	2N3660	2N3661	2N3661	2N3661	2N3661	2N3662	2N3662	2N3662	2N3662	2N3663	2N3663	2N3663	2N3663	2N3664	2N3664	2N3664	2N3664	2N3665	2N3665	2N3665	2N3665	2N3666	2N3666	2N3666	2N3666	2N3667	2N3667	2N3667	2N3667	2N3668	2N3668	2N3668	2N3668	2N3669	2N3669	2N3669	2N3669	2N3670	2N3670	2N3670	2N3670	2N3671	2N3671	2N3671	2N3671	2N3672	2N3672	2N3672	2N3672	2N3673	2N3673	2N3673	2N3673	2N3674	2N3674	2N3674	2N3674	2N3675	2N3675	2N3675	2N3675	2N3676	2N3676	2N3676	2N3676	2N3677	2N3677	2N3677	2N3677	2N3678	2N3678	2N3678	2N3678	2N3679	2N3679	2N3679	2N3679	2N3680	2N3680	2N3680	2N3680	2N3681	2N3681	2N3681	2N3681	2N3682	2N3682	2N3682	2N3682	2N3683	2N3683	2N3683	2N3683	2N3684	2N3684	2N3684	2N3684	2N3685	2N3685	2N3685	2N3685	2N3686	2N3686	2N3686	2N3686	2N3687	2N3687	2N3687	2N3687	2N3688	2N3688	2N3688	2N3688	2N3689	2N3689	2N3689	2N3689	2N3690	2N3690	2N3690	2N3690	2N3691	2N3691	2N3691	2N3691	2N3692	2N3692	2N3692	2N3692	2N3693	2N3693	2N3693	2N3693	2N3694	2N3694	2N3694	2N3694	2N3695	2N3695	2N3695	2N3695	2N3696	2N3696	2N3696	2N3696	2N3697	2N3697	2N3697	2N3697	2N3698	2N3698	2N3698	2N3698	2N3699	2N3699	2N3699	2N3699	2N3700	2N3700	2N3700	2N3700	<table border="1"> <thead> <tr> <th>REV</th> <th>DATE</th> <th>DESCRIPTION</th> </tr> </thead> <tbody> <tr> <td>1</td> <td></td> <td></td> </tr> <tr> <td>2</td> <td></td> <td></td> </tr> <tr> <td>3</td> <td></td> <td></td> </tr> <tr> <td>4</td> <td></td> <td></td> </tr> <tr> <td>5</td> <td></td> <td></td> </tr> <tr> <td>6</td> <td></td> <td></td> </tr> <tr> <td>7</td> <td></td> <td></td> </tr> <tr> <td>8</td> <td></td> <td></td> </tr> <tr> <td>9</td> <td></td> <td></td> </tr> <tr> <td>10</td> <td></td> <td></td> </tr> </tbody> </table>	REV	DATE	DESCRIPTION	1			2			3			4			5			6			7			8			9			10		
TRANSISTOR & DIODE CONVERSION CHART																																																																																																																																																																																																																																																																																																																			
MANUFACTURER	PART NUMBER	MANUFACTURER	PART NUMBER																																																																																																																																																																																																																																																																																																																
1N750	1N750	1N750	1N750																																																																																																																																																																																																																																																																																																																
2N3638	2N3638	2N3638	2N3638																																																																																																																																																																																																																																																																																																																
2N3639	2N3639	2N3639	2N3639																																																																																																																																																																																																																																																																																																																
2N3640	2N3640	2N3640	2N3640																																																																																																																																																																																																																																																																																																																
2N3641	2N3641	2N3641	2N3641																																																																																																																																																																																																																																																																																																																
2N3642	2N3642	2N3642	2N3642																																																																																																																																																																																																																																																																																																																
2N3643	2N3643	2N3643	2N3643																																																																																																																																																																																																																																																																																																																
2N3644	2N3644	2N3644	2N3644																																																																																																																																																																																																																																																																																																																
2N3645	2N3645	2N3645	2N3645																																																																																																																																																																																																																																																																																																																
2N3646	2N3646	2N3646	2N3646																																																																																																																																																																																																																																																																																																																
2N3647	2N3647	2N3647	2N3647																																																																																																																																																																																																																																																																																																																
2N3648	2N3648	2N3648	2N3648																																																																																																																																																																																																																																																																																																																
2N3649	2N3649	2N3649	2N3649																																																																																																																																																																																																																																																																																																																
2N3650	2N3650	2N3650	2N3650																																																																																																																																																																																																																																																																																																																
2N3651	2N3651	2N3651	2N3651																																																																																																																																																																																																																																																																																																																
2N3652	2N3652	2N3652	2N3652																																																																																																																																																																																																																																																																																																																
2N3653	2N3653	2N3653	2N3653																																																																																																																																																																																																																																																																																																																
2N3654	2N3654	2N3654	2N3654																																																																																																																																																																																																																																																																																																																
2N3655	2N3655	2N3655	2N3655																																																																																																																																																																																																																																																																																																																
2N3656	2N3656	2N3656	2N3656																																																																																																																																																																																																																																																																																																																
2N3657	2N3657	2N3657	2N3657																																																																																																																																																																																																																																																																																																																
2N3658	2N3658	2N3658	2N3658																																																																																																																																																																																																																																																																																																																
2N3659	2N3659	2N3659	2N3659																																																																																																																																																																																																																																																																																																																
2N3660	2N3660	2N3660	2N3660																																																																																																																																																																																																																																																																																																																
2N3661	2N3661	2N3661	2N3661																																																																																																																																																																																																																																																																																																																
2N3662	2N3662	2N3662	2N3662																																																																																																																																																																																																																																																																																																																
2N3663	2N3663	2N3663	2N3663																																																																																																																																																																																																																																																																																																																
2N3664	2N3664	2N3664	2N3664																																																																																																																																																																																																																																																																																																																
2N3665	2N3665	2N3665	2N3665																																																																																																																																																																																																																																																																																																																
2N3666	2N3666	2N3666	2N3666																																																																																																																																																																																																																																																																																																																
2N3667	2N3667	2N3667	2N3667																																																																																																																																																																																																																																																																																																																
2N3668	2N3668	2N3668	2N3668																																																																																																																																																																																																																																																																																																																
2N3669	2N3669	2N3669	2N3669																																																																																																																																																																																																																																																																																																																
2N3670	2N3670	2N3670	2N3670																																																																																																																																																																																																																																																																																																																
2N3671	2N3671	2N3671	2N3671																																																																																																																																																																																																																																																																																																																
2N3672	2N3672	2N3672	2N3672																																																																																																																																																																																																																																																																																																																
2N3673	2N3673	2N3673	2N3673																																																																																																																																																																																																																																																																																																																
2N3674	2N3674	2N3674	2N3674																																																																																																																																																																																																																																																																																																																
2N3675	2N3675	2N3675	2N3675																																																																																																																																																																																																																																																																																																																
2N3676	2N3676	2N3676	2N3676																																																																																																																																																																																																																																																																																																																
2N3677	2N3677	2N3677	2N3677																																																																																																																																																																																																																																																																																																																
2N3678	2N3678	2N3678	2N3678																																																																																																																																																																																																																																																																																																																
2N3679	2N3679	2N3679	2N3679																																																																																																																																																																																																																																																																																																																
2N3680	2N3680	2N3680	2N3680																																																																																																																																																																																																																																																																																																																
2N3681	2N3681	2N3681	2N3681																																																																																																																																																																																																																																																																																																																
2N3682	2N3682	2N3682	2N3682																																																																																																																																																																																																																																																																																																																
2N3683	2N3683	2N3683	2N3683																																																																																																																																																																																																																																																																																																																
2N3684	2N3684	2N3684	2N3684																																																																																																																																																																																																																																																																																																																
2N3685	2N3685	2N3685	2N3685																																																																																																																																																																																																																																																																																																																
2N3686	2N3686	2N3686	2N3686																																																																																																																																																																																																																																																																																																																
2N3687	2N3687	2N3687	2N3687																																																																																																																																																																																																																																																																																																																
2N3688	2N3688	2N3688	2N3688																																																																																																																																																																																																																																																																																																																
2N3689	2N3689	2N3689	2N3689																																																																																																																																																																																																																																																																																																																
2N3690	2N3690	2N3690	2N3690																																																																																																																																																																																																																																																																																																																
2N3691	2N3691	2N3691	2N3691																																																																																																																																																																																																																																																																																																																
2N3692	2N3692	2N3692	2N3692																																																																																																																																																																																																																																																																																																																
2N3693	2N3693	2N3693	2N3693																																																																																																																																																																																																																																																																																																																
2N3694	2N3694	2N3694	2N3694																																																																																																																																																																																																																																																																																																																
2N3695	2N3695	2N3695	2N3695																																																																																																																																																																																																																																																																																																																
2N3696	2N3696	2N3696	2N3696																																																																																																																																																																																																																																																																																																																
2N3697	2N3697	2N3697	2N3697																																																																																																																																																																																																																																																																																																																
2N3698	2N3698	2N3698	2N3698																																																																																																																																																																																																																																																																																																																
2N3699	2N3699	2N3699	2N3699																																																																																																																																																																																																																																																																																																																
2N3700	2N3700	2N3700	2N3700																																																																																																																																																																																																																																																																																																																
REV	DATE	DESCRIPTION																																																																																																																																																																																																																																																																																																																	
1																																																																																																																																																																																																																																																																																																																			
2																																																																																																																																																																																																																																																																																																																			
3																																																																																																																																																																																																																																																																																																																			
4																																																																																																																																																																																																																																																																																																																			
5																																																																																																																																																																																																																																																																																																																			
6																																																																																																																																																																																																																																																																																																																			
7																																																																																																																																																																																																																																																																																																																			
8																																																																																																																																																																																																																																																																																																																			
9																																																																																																																																																																																																																																																																																																																			
10																																																																																																																																																																																																																																																																																																																			


↓

B	CS	B142-0-1
SIZE	CODE	NUMBER
REV	REV	REV

THIS SCHEMATIC IS FURNISHED ONLY FOR TEST AND MAINTENANCE PURPOSES. THE CIRCUITS ARE PROPRIETARY IN NATURE AND SHOULD BE TREATED ACCORDINGLY. COPYRIGHT 1967 BY DIGITAL EQUIPMENT CORPORATION

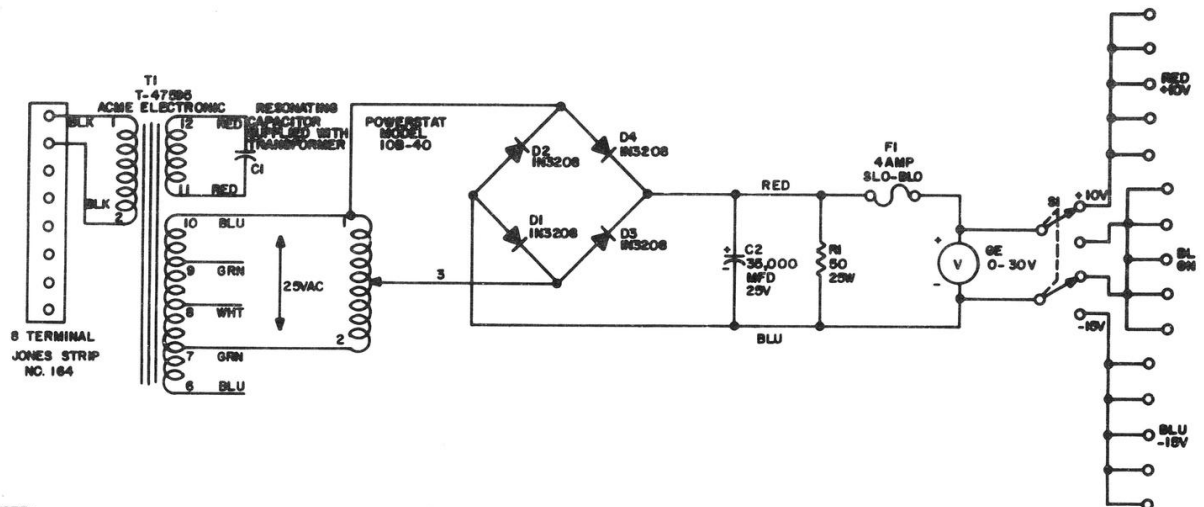


UNLESS OTHERWISE INDICATED:
 RESISTORS ARE 1/4W; 5%
 DIODES ARE D664
 TRANSISTORS ARE DEC3639-1B



REVISIONS CHK CHG NO. REV	DRN <i>M. Waller</i>	DATE 2-10-67	TRANSISTOR & DIODE CONVERSION CHART					TITLE DIODE GATE B142			
	CHK'D <i>R. Schreiner</i>	DATE 2/14/67	DEC	EIA	DEC	EIA		SIZE B	CODE CS	NUMBER B142-0-1	REV
	EPC <i>NS</i>	DATE 7/16/67	DEC 2N3639	EIA IN645	DEC IN3005	EIA		PRINTED CIRCUIT REV.			
	PROD. <i>NS</i>	DATE	DEC D662	EIA D664	DEC D664	EIA		A			

CS-B-734B-2

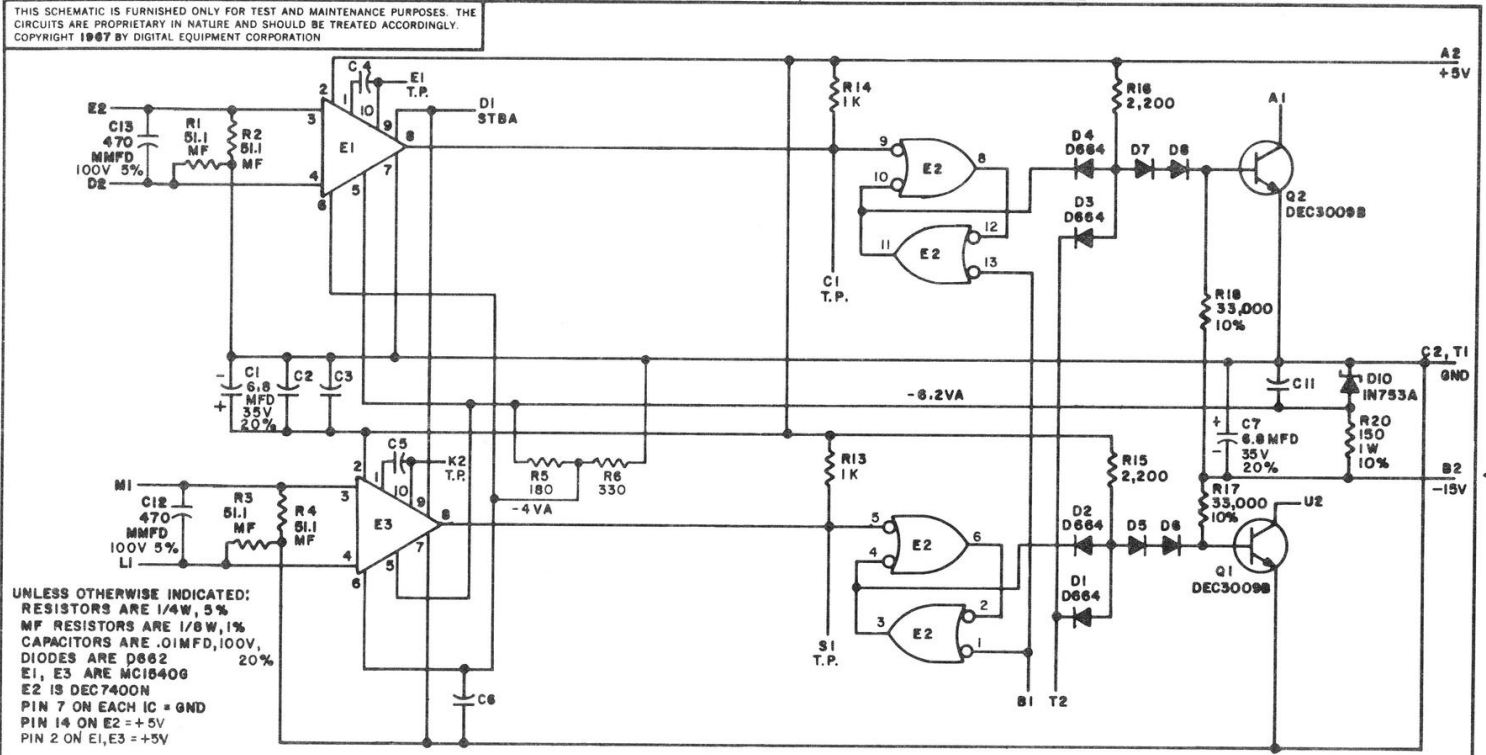


NOTE:
OUTPUT IS CONNECTED THROUGH HEYMAN TAB TERMINALS

REV. NO.	ECO. NO.	DRAFTSMAN H. W. PORTER DATE 1-23-64	CHECKER A. WYNTANIAN DATE 1-23-64	EQUIPMENT CORPORATION MAYNARD, MASSACHUSETTS	CODE CS	DWG. NO. B-734B	RE 2
REV. NO.	ECO. NO.	ENGINEER D. A. WHITE DATE 1-24-64	PRODUCTION DATE		TITLE VARIABLE POWER SUPPLY 734B		

REV. 1-0-0200 CS B
 NUMBER 6020-0-1

THIS SCHEMATIC IS FURNISHED ONLY FOR TEST AND MAINTENANCE PURPOSES. THE CIRCUITS ARE PROPRIETARY IN NATURE AND SHOULD BE TREATED ACCORDINGLY. COPYRIGHT 1967 BY DIGITAL EQUIPMENT CORPORATION



UNLESS OTHERWISE INDICATED:
 RESISTORS ARE 1/4W, 5%
 MF RESISTORS ARE 1/8W, 1%
 CAPACITORS ARE .01MFD, 100V, 20%
 DIODES ARE D662
 E1, E3 ARE MC1840G
 E2 IS DEC7400N
 PIN 7 ON EACH IC = GND
 PIN 14 ON E2 = +5V
 PIN 2 ON E1, E3 = +5V

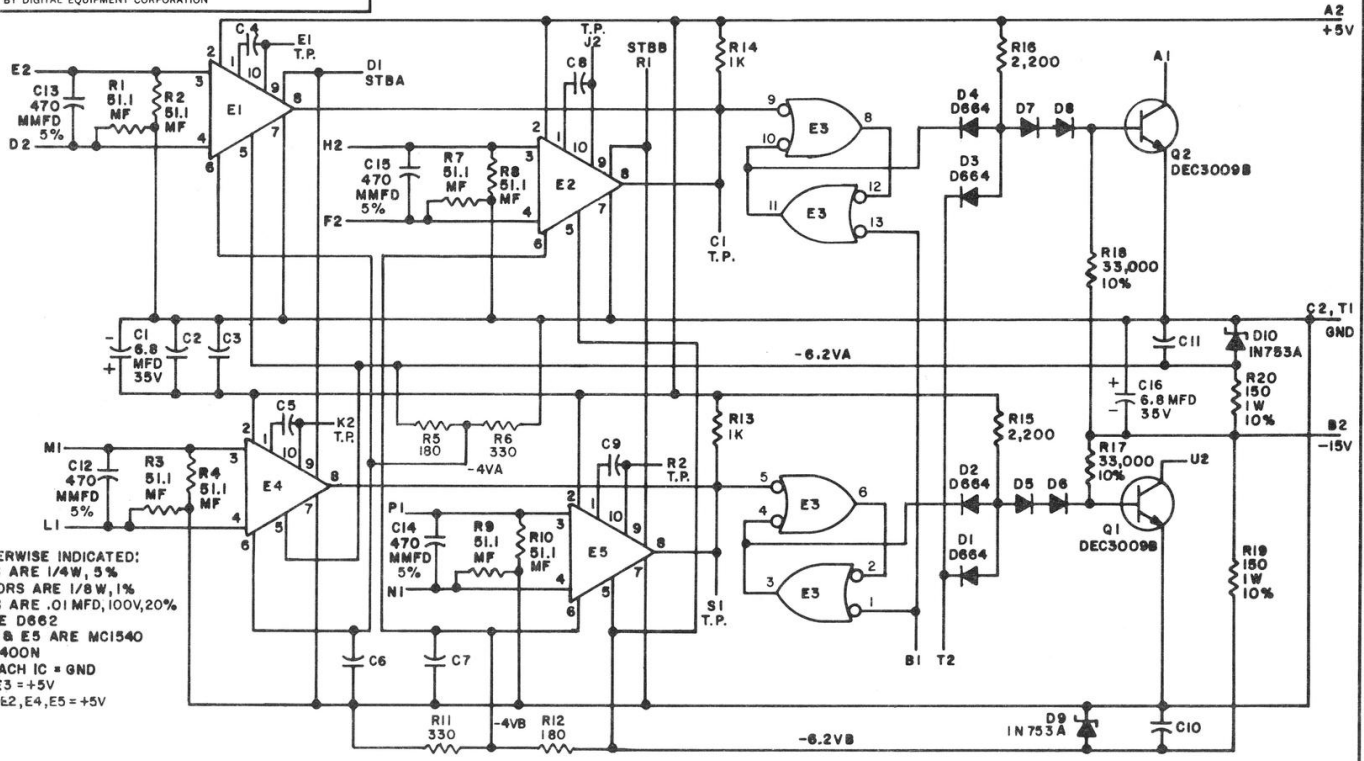
USE THE ETCH BOARD OF THE 6021

PARTS LIST IS A-PL-6020-0-0

REVISIONS CHK CHG NO REV 00001 C 00002 D 00003 E 00004 F 00005 H 00007 J	DRN <i>Mr. Hallen</i> CHK'D <i>R. Sogay</i> EMP PROD. 2 DATE 7-18-67 DATE 7/18/67 DATE 8/16/67	TRANSISTOR & DIODE CONVERSION CHART <table border="1"> <tr> <th>DEC</th> <th>EIA</th> <th>DEC</th> <th>EIA</th> </tr> <tr> <td>DEC3009B</td> <td>2N3009</td> <td></td> <td></td> </tr> <tr> <td>D662</td> <td>1N645</td> <td></td> <td></td> </tr> <tr> <td>D664</td> <td>1N3608</td> <td></td> <td></td> </tr> <tr> <td>IN753A</td> <td>same</td> <td></td> <td></td> </tr> </table>	DEC	EIA	DEC	EIA	DEC3009B	2N3009			D662	1N645			D664	1N3608			IN753A	same			TITLE SENSE AMP. 6020 digital EQUIPMENT CORPORATION MAYNARD, MASSACHUSETTS	SIZE CODE NUMBER REV B CS 6020-0-1 J PRINTED CIRCUIT REV. H
DEC	EIA	DEC	EIA																					
DEC3009B	2N3009																							
D662	1N645																							
D664	1N3608																							
IN753A	same																							

REV. 1-0-1209 B CS 3021-0-1

THIS SCHEMATIC IS FURNISHED ONLY FOR TEST AND MAINTENANCE PURPOSES. THE CIRCUITS ARE PROPRIETARY IN NATURE AND SHOULD BE TREATED ACCORDINGLY. COPYRIGHT 1967 BY DIGITAL EQUIPMENT CORPORATION



UNLESS OTHERWISE INDICATED:
 RESISTORS ARE 1/4W, 5%
 MF RESISTORS ARE 1/8W, 1%
 CAPACITORS ARE .01 MFD, 100V, 20%
 DIODES ARE D662
 E1, E2, E4 & E5 ARE MC1540
 E3 IS DEC7400N
 PIN 7 ON EACH IC = GND
 PIN 14 ON E3 = +5V
 PIN 2 ON E1, E2, E4, E5 = +5V

PARTS LIST IS A-PL-G021-0-0

DRN: *M. Waller* DATE: 4-11-67
 CHK'D: *W. S. ...* DATE: 4-11-67
 ENG: *C. ...* DATE: 4-11-67
 PROD: 2 DATE:

TRANSISTOR & DIODE CONVERSION CHART			
DEC	EIA	DEC	EIA
DEC3009B	2N3009		
D662	1N445		
D664	1N3606		
IN753	SAME		



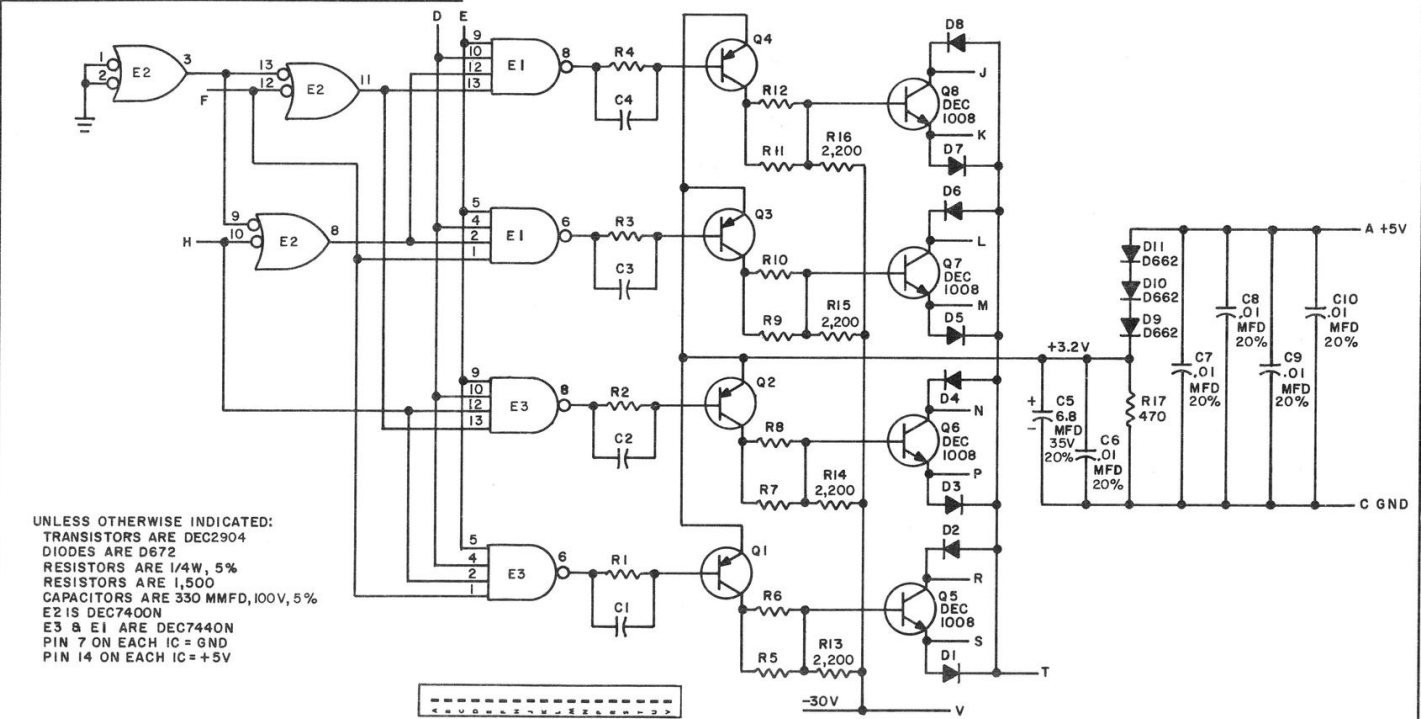
TITLE: SENSE AMP. GO21

SIZE: B CODE: CS NUMBER: 3021-0-1 REV. J

PRINTED CIRCUIT REV. H

REV. D
 NUMBER G221-0-1
 SIZE CODE B CS
 3215

THIS SCHEMATIC IS FURNISHED ONLY FOR TEST AND MAINTENANCE PURPOSES. THE CIRCUITS ARE PROPRIETARY IN NATURE AND SHOULD BE TREATED ACCORDINGLY. COPYRIGHT 1967 BY DIGITAL EQUIPMENT CORPORATION



UNLESS OTHERWISE INDICATED:
 TRANSISTORS ARE DEC2904
 DIODES ARE D672
 RESISTORS ARE 1/4W, 5%
 RESISTORS ARE 1,500
 CAPACITORS ARE 330 MMFD, 100V, 5%
 E2 IS DEC7400N
 E3 & E1 ARE DEC7440N
 PIN 7 ON EACH IC = GND
 PIN 14 ON EACH IC = +5V

PARTS LIST IS A-PL-G221-0-1

REVISONS	CHK	CHG	NO.	REV.
A	6431			
B	6508			
C	00001			
D	00004			

DRN.	DATE
<i>m. Waller</i>	4-3-67
CHK'D	DATE
<i>[Signature]</i>	5-3-67
ENG.	DATE
<i>[Signature]</i>	5-15-67
PROD.	DATE

TRANSISTOR & DIODE CONVERSION CHART			
DEC	EIA	DEC	EIA
DEC1008	MM1008		
DEC2904	2N2904		
D662	1N645		
D672	1N3653		

digital
 EQUIPMENT CORPORATION
 MAYNARD, MASSACHUSETTS

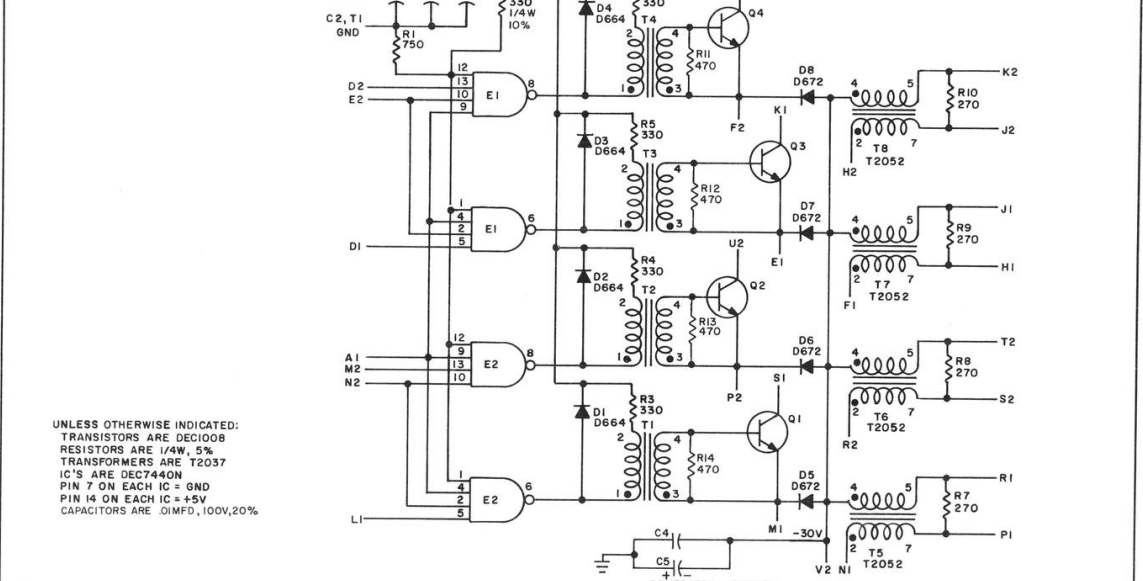
TITLE			
MEMORY SELECTOR G221			
SIZE	CODE	NUMBER	REV.
B	CS	G221-0-1	D
PRINTED CIRCUIT REV.			
B			

DEC FORM NO. DRB 102

DIST. 324 434 435 PINK

SIZE CODE B CS 228-0-1
 NUMBER REV F

THIS SCHEMATIC IS FURNISHED ONLY FOR TEST AND MAINTENANCE PURPOSES. THE CIRCUITS ARE PROPRIETARY IN NATURE AND SHOULD BE TREATED ACCORDINGLY. COPYRIGHT 1967 BY DIGITAL EQUIPMENT CORPORATION.




UNLESS OTHERWISE INDICATED:
 TRANSISTORS ARE DEC1008
 RESISTORS ARE 1/4W, 5%
 TRANSFORMERS ARE T2037
 IC'S ARE DEC7440N
 PIN 7 ON EACH IC = GND
 PIN 14 ON EACH IC = +5V
 CAPACITORS ARE .01MFD, 100V, 20%

REV	DATE	BY	CHK'D
1	10/10/67	M. Keller	
2	11/16/67		
3			

TRANSISTOR & DIODE CONVERSION CHART			
DEC	EIA	DEC	EIA
DEC1008	MM1008		
D664	1N3608		
D672	1N3653		

digital		TITLE	
CORPORATION		INHIBIT DRIVER G228	
SIZE	CODE	NUMBER	REV
B	CS	G228-0-1	F
PRINTED CIRCUIT REV			

THIS SCHEMATIC IS FURNISHED ONLY FOR TEST AND MAINTENANCE PURPOSES. THE CIRCUITS ARE PROPRIETARY IN NATURE AND SHOULD BE TREATED ACCORDINGLY. COPYRIGHT 1966 BY DIGITAL EQUIPMENT CORPORATION



UNLESS OTHERWISE INDICATED:
 DIODES ARE D672
 USE D671 AS SUBSTITUTE
 R1 IS A 330Ω THERMISTOR
 25% #A0905P-8

REV. B
 PART NUMBER
 G610-0-1

REVISIONS
 1
 00001 B

DESIGNED BY: *W. Walker*
 DATE: *11-18-66*
 CHECKED BY: *[Signature]*
 DATE: *11/18/66*
 Dwg. No. *442-100*
 PROD. DATE: *11-18-66*

TRANSISTOR & DIODE CONVERSION CHART			
	DEC	EIA	EIA
		D672	1N3685

digital TITLE: A-DIODE BOARD G610


EQUIPMENT CORPORATION
 MATHEW, MASSACHUSETTS

SIZE	CODE	NUMBER	REV
C	CS	G610-0-1	B

PRINTED CIRCUIT REV. AB

DEC FORM NO. DRC 102

THIS SCHEMATIC IS FURNISHED ONLY FOR TEST AND MAINTENANCE PURPOSES. THE CIRCUITS ARE PROPRIETARY IN NATURE AND SHOULD BE TREATED ACCORDINGLY. COPYRIGHT 1966 BY DIGITAL EQUIPMENT CORPORATION



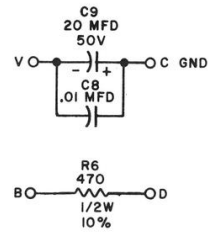
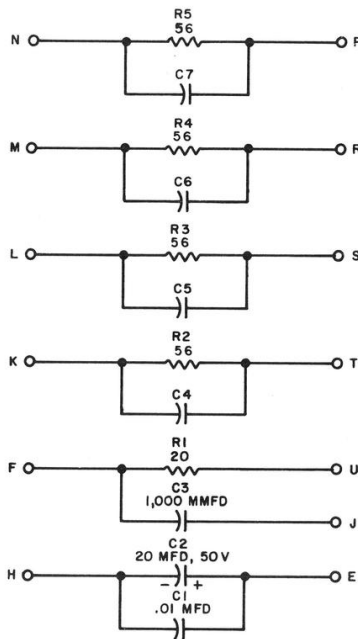
UNLESS OTHERWISE INDICATED:
DIODES ARE D672
USE D671 AS SUBSTITUTE

REVISIONS: DATE BY REV	DATE 11-28-66 BY M. Waller REV 1	TRANSISTOR & DIODE CONVERSION CHART			TITLE B-DIODE BOARD G611
DEC EIA	DEC EIA	DEC EIA	DEC EIA		SIZE C CS
DEC FORM NO. DRC 102	PROD DATE	DATE 11-28-66	DATE 11-28-66	EQUIPMENT CORPORATION BAYBERRY, MASSACHUSETTS	REV. A


00155525
 CS
 G611-0-1
 REV. A

REV.	D
NUMBER	G624-0-1
SIZE CODE	B CS

THIS SCHEMATIC IS FURNISHED ONLY FOR TEST AND MAINTENANCE PURPOSES. THE CIRCUITS ARE PROPRIETARY IN NATURE AND SHOULD BE TREATED ACCORDINGLY. COPYRIGHT 1967 BY DIGITAL EQUIPMENT CORPORATION



UNLESS OTHERWISE INDICATED:
CAPACITORS ARE 680 MMFD
RESISTORS ARE 10W, 1%, LOW INDUCTANCE



REV.	CHG. NO.	REV.
A	6442	
B	6581	
C	6709	
D	07001	

DRN.	Dr. Waller	DATE	5-24-67
CHK'D		DATE	6/2/67
ENG.		DATE	6/25/67
PROD.		DATE	

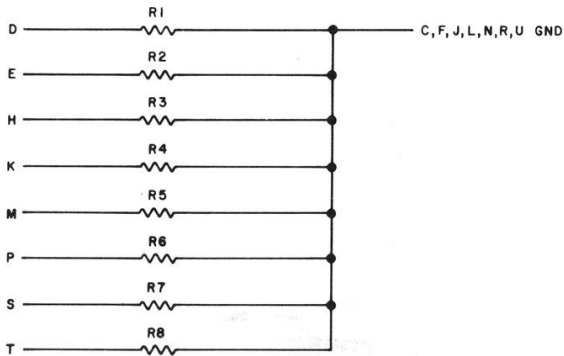
TRANSISTOR & DIODE CONVERSION CHART			
DEC	EIA	DEC	EIA

digital
EQUIPMENT CORPORATION
MAYNARD, MASSACHUSETTS

TITLE			
RESISTOR BOARD G624			
SIZE	CODE	NUMBER	REV.
B	CS	G624-0-1	D
PRINTED CIRCUIT REV.			
C			

REV. NUMBER G700-YA-1 SIZE CODE B CS

THIS SCHEMATIC IS FURNISHED ONLY FOR TEST AND MAINTENANCE PURPOSES. THE CIRCUITS ARE PROPRIETARY IN NATURE AND SHOULD BE TREATED ACCORDINGLY. COPYRIGHT 1970 BY DIGITAL EQUIPMENT CORPORATION



UNLESS OTHERWISE INDICATED:
RESISTORS ARE 100; 1/4W; 5%

USE THE G700 ETCH

REVISIONS
CHK CHG NO REV

DRN.	<i>J. Cooper</i>	DATE	5/11/70
CHK'D	<i>M. Waller</i>	DATE	5/14/70
ENGR	<i>J. Cooper</i>	DATE	5/28/70
PROD	<i>J. Waller</i>	DATE	6/5/70

TRANSISTOR & DIODE CONVERSION CHART

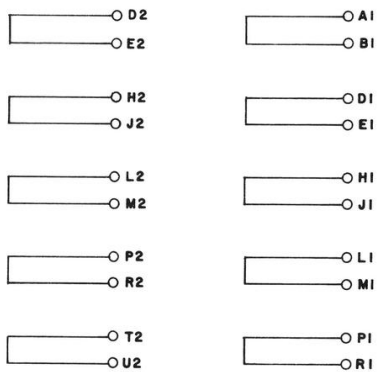
DEC		EIA	

digital
EQUIPMENT
CORPORATION
MAYNARD, MASSACHUSETTS

TITLE 100Ω TERMINATOR G700-YA
SIZE CODE NUMBER REV.
B CS G700-YA-1
PRINTED CIRCUIT REV. B

↓
 A REV. 6718-0-1 NUMBER B CS

THIS SCHEMATIC IS FURNISHED ONLY FOR TEST AND MAINTENANCE PURPOSES. THE CIRCUITS ARE PROPRIETARY IN NATURE AND SHOULD BE TREATED ACCORDINGLY. COPYRIGHT 1969 BY DIGITAL EQUIPMENT CORPORATION

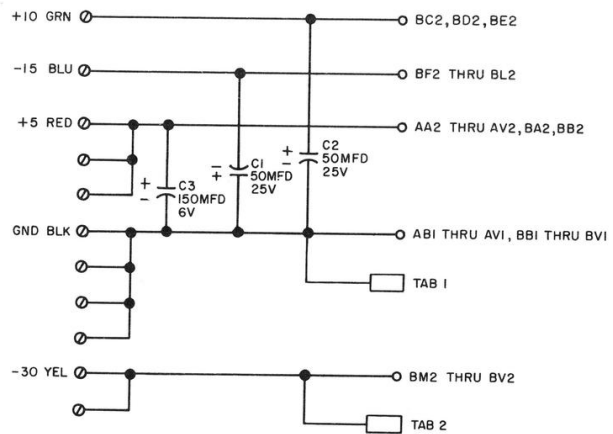


PARTS LIST IS A-PL-6718-0-0

REVISIONS CHK'G NO. REV. A 3-2/00001	DRN <i>M. Walker</i>	DATE 1-10-69	TRANSISTOR & DIODE CONVERSION CHART				digital EQUIPMENT CORPORATION MAYNARD, MASSACHUSETTS	TITLE TIMING JUMPER G718		
	CHK'D <i>M. Walker</i>	DATE 1-19-69	DEC	EIA	DEC	EIA		SIZE B	CODE CS	NUMBER 6718-0-1
	ENG <i>V. J. ...</i>	DATE 2/2/69					PRINTED CIRCUIT REV.	A		
	PROD.	DATE								

REV.	NUMBER	CS	B	SIZE
	G780-0-1			

THIS SCHEMATIC IS FURNISHED ONLY FOR TEST AND MAINTENANCE PURPOSES. THE CIRCUITS ARE PROPRIETARY IN NATURE AND SHOULD BE TREATED ACCORDINGLY. COPYRIGHT 1969 BY DIGITAL EQUIPMENT CORPORATION



UNLESS OTHERWISE INDICATED:
 ⓪ ARE EYELETS
 TABS ARE DEC A-MD-7407196

REVISIONS	CHK	CHK NO	REV

DRN	DATE
R. BUTLER	4/14/69
CHK'D	DATE
H. Mansfield	4-24-69
ENGR	DATE
S. Sale	5/15/69
PROD.	DATE

TRANSISTOR & DIODE CONVERSION CHART			
DEC	EIA	DEC	EIA



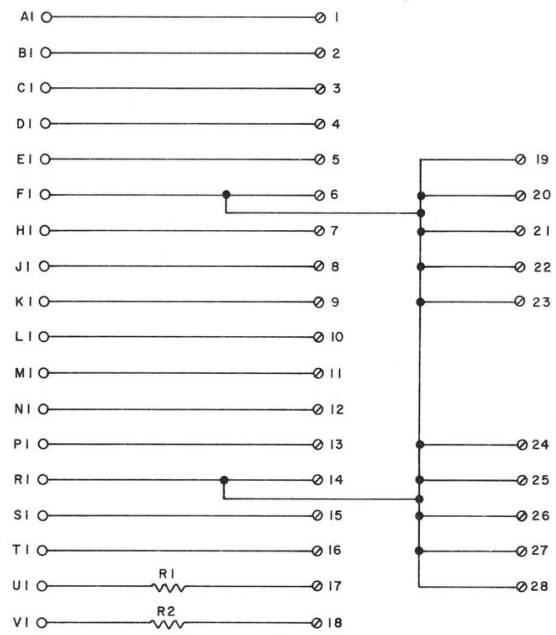
TITLE			
POWER CONNECTOR G780			
SIZE	CODE	NUMBER	REV.
B	CS	G780-0-1	
PRINTED CIRCUIT REV.			
A			

REV. NUMBER G783-0-1 B CS

THIS SCHEMATIC IS FURNISHED ONLY FOR TEST AND MAINTENANCE PURPOSES. THE CIRCUITS ARE PROPRIETARY IN NATURE AND SHOULD BE TREATED ACCORDINGLY. COPYRIGHT 1969 BY DIGITAL EQUIPMENT CORPORATION

COLOR CODING CHART BASED ON STD. BELDEN PAIR DESIGNATION			
PAIR NO.	SHIELD	PIN	WIRE
1	RED	A1 B1	BLK RED
2	RED	C1 D1	BLK WHT
3	GRN	E1 H1	BLK GRN
4	BLU	J1 K1	BLK BLU
5	BLU	L1 M1	BLK YEL
6	BLU	N1 P1	BLK BRN
7	BLU	S1 T1	BLK ORN
8	BLU	U1 V1	RED WHT
9	BLU	F1 R1	RED GRN

UNLESS OTHERWISE INDICATED:
RESISTORS ARE 10, 1/4W, 10%
⊙ INDICATES SPLIT LUG



REV. NO.	CHG. NO.	REV.

DRN.	DATE
<i>M. Haller</i>	4-14-69
CHK'D	DATE
<i>M. Mansfield</i>	4-16-69
ENGR.	DATE
<i>L. Hale</i>	5/15/69
PROD.	DATE

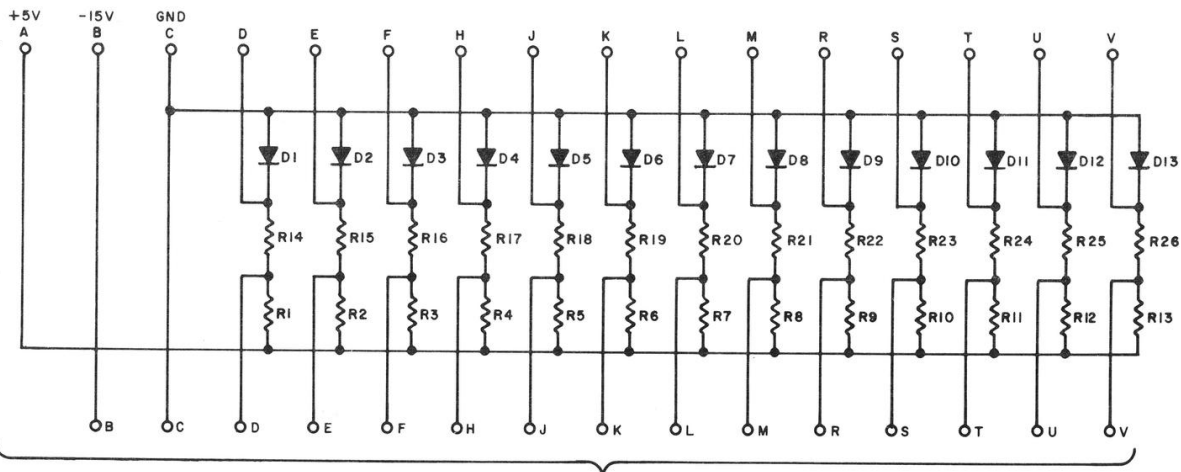
TRANSISTOR & DIODE CONVERSION CHART			
DEC	EIA	DEC	EIA

digital
EQUIPMENT CORPORATION
MAYNARD, MASSACHUSETTS

TITLE		
CABLE CONNECTOR G783		
SIZE	CODE	NUMBER
B	CS	G783-0-1
PRINTED CIRCUIT REV.	REV.	
A		

REV B
NUMBER 6793-0-1
SIZE CODE B CS

THIS SCHEMATIC IS FURNISHED ONLY FOR TEST AND MAINTENANCE PURPOSES. THE CIRCUITS ARE PROPRIETARY IN NATURE AND SHOULD BE TREATED ACCORDINGLY. COPYRIGHT 1968 BY DIGITAL EQUIPMENT CORPORATION



R1 THRU R13	RES, 6.8K 1/4W 10% CC	1300463
R14 THRU R26	RES, 1.5K 1/4W 5% CC	1300391
D1 THRU D13	DIODE D664	1100114
REFERENCE DESIGNATION	PARTS LIST	A-PL-6793-0-0
	DESCRIPTION	PART NO.

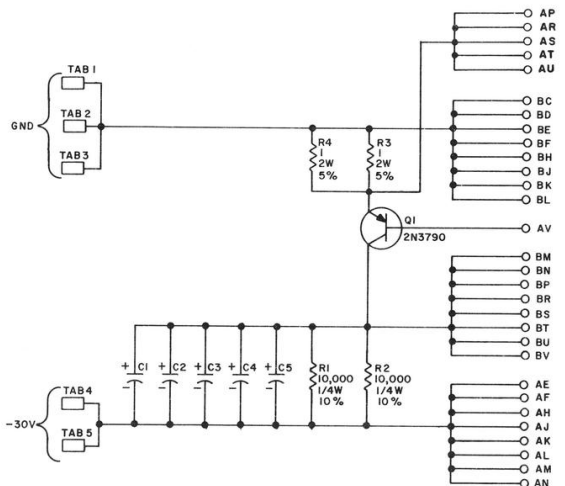
REVISIONS	DRN	DATE
CHK/CHG NO. REV.	<i>Mr. Walker</i>	<i>1-9-68</i>
100001 A	CHK'D	DATE
100002 B	<i>Rogge</i>	<i>1/15/68</i>
	ENG	DATE
	PROD.	DATE

TRANSISTOR & DIODE CONVERSION CHART			
DEC	EIA	DEC	EIA
D664	1N3606		

TITLE		PDP-8 I SWITCH CONNECTOR G793	
digital	EQUIPMENT CORPORATION	SIZE B	CODE CS
MAYNARD, MASSACHUSETTS	NUMBER	G793-0-1	REV. B
PRINTED CIRCUIT REV.			

H 1-0-9089 CS B
 3287071 NUMBER

THIS SCHEMATIC IS FURNISHED ONLY FOR TEST AND MAINTENANCE PURPOSES. THE CIRCUITS ARE PROPRIETARY IN NATURE AND SHOULD BE TREATED ACCORDINGLY. COPYRIGHT 1966 BY DIGITAL EQUIPMENT CORPORATION.



UNLESS OTHERWISE INDICATED:
 CAPACITORS ARE 20MFD 50V, -10+75%
 TABS ARE 250 SERIES FASTON TABS TYPE 60465-2 (AMP INC)
 Q1 IS MOUNTED ON HEAT SINK, WAKEFIELD TYPE NC-623-A USING AN ANODIZED ALUMINUM INSULATING WASHER & WAKEFIELD TYPE 120 THERMAL JOINT COMPOUND.

PARTS LIST A-PL-6805-0-0

REV	DATE	BY	CHKD
1	7/27/66	WJL	WJL
2	10/02/66	WJL	WJL

DRN	DATE	DATE	DATE
2N3790	SAME		

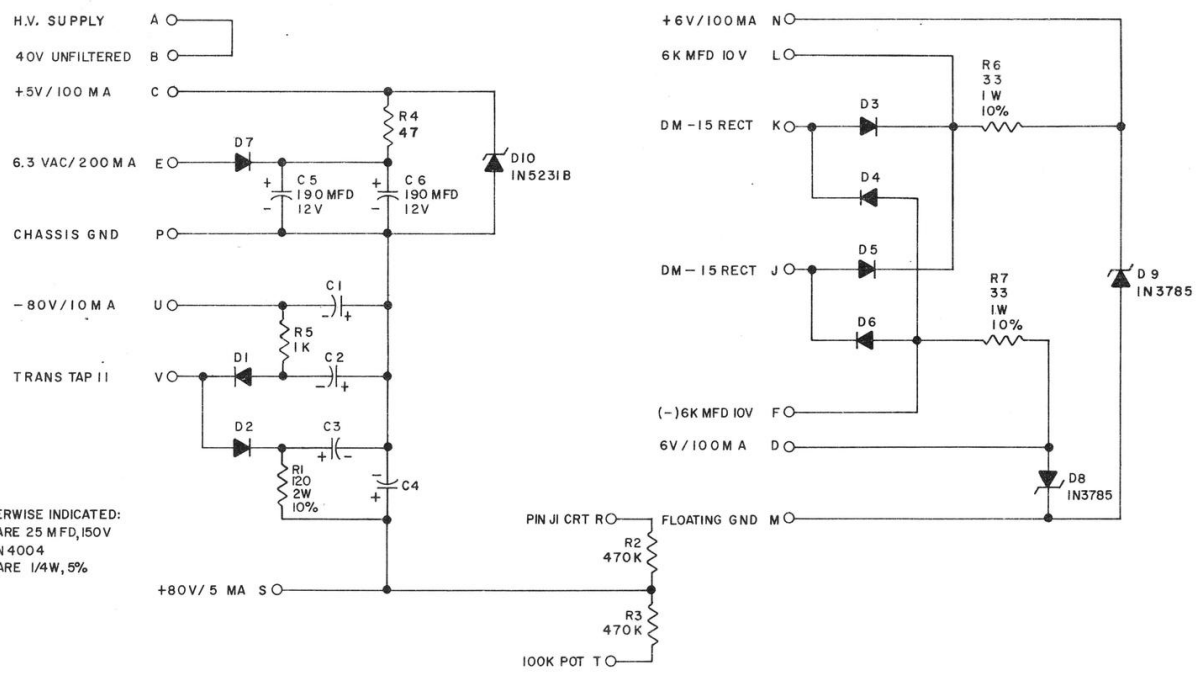
TRANSISTOR & DIODE CONVERSION CHART			
	DEC	EIA	
2N3790	SAME		

digital
 EQUIPMENT CORPORATION
 MAYNARD, MASSACHUSETTS

TITLE		NEGATIVE REGULATOR G805	
SIZE	CODE	NUMBER	REV
B	CS	G805-0-1	H
PRINTED CIRCUIT REV		E F	

REV. B
 NUMBER 6817-0-1
 CODE CS
 SIZE B

THIS SCHEMATIC IS FURNISHED ONLY FOR TEST AND MAINTENANCE PURPOSES. THE CIRCUITS ARE PROPRIETARY IN NATURE AND SHOULD BE TREATED ACCORDINGLY. COPYRIGHT 1969 BY DIGITAL EQUIPMENT CORPORATION



UNLESS OTHERWISE INDICATED:
 CAPACITORS ARE 25 MFD, 150V
 DIODES ARE IN 4004
 RESISTORS ARE 1/4W, 5%

REVISIONS	CHK	CHG	NO.	REV.
			00001	B

DRN	DATE
<i>Handwritten</i>	8-28-69
CHK'D	DATE
<i>Handwritten</i>	6-2-69
ENG	DATE
<i>Handwritten</i>	7-12-69
PROD.	DATE

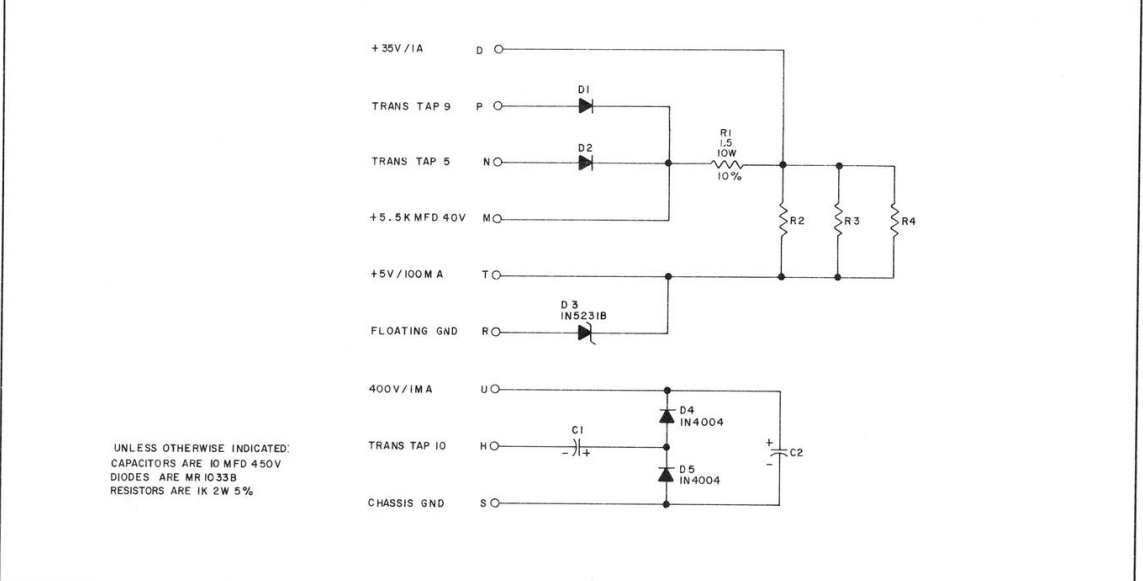
TRANSISTOR & DIODE CONVERSION CHART			
DEC	EIA	DEC	EIA
IN5231B	SAME		
IN3785	SAME		
IN4004	SAME		



TITLE				POWER SUPPLY BI G817			
SIZE	CODE	NUMBER	REV.	SIZE	CODE	NUMBER	REV.
B	CS	G817-0-1	B	B	CS	G817-0-1	B
PRINTED CIRCUIT REV.							A

Q REV 1-0-818 SJ B
 SIZE CODE 800 3ZS

THIS SCHEMATIC IS FURNISHED ONLY FOR TEST AND MAINTENANCE PURPOSES. THE CIRCUITS ARE PROPRIETARY IN NATURE AND SHOULD BE TREATED ACCORDINGLY. COPYRIGHT 1969 BY DIGITAL EQUIPMENT CORPORATION



REVISIONS	CHKD	DATE
1	C	10/01/71
2	C	10/02/71

DRN	DATE	TRANSISTOR & DIODE CONVERSION CHART			
CHKD	DATE	DEC	EIA	DEC	EIA
ENG	DATE	MR 1033B	SAME		
PRG	DATE	IN 5231B	SAME		
	DATE	IN 4004	SAME		

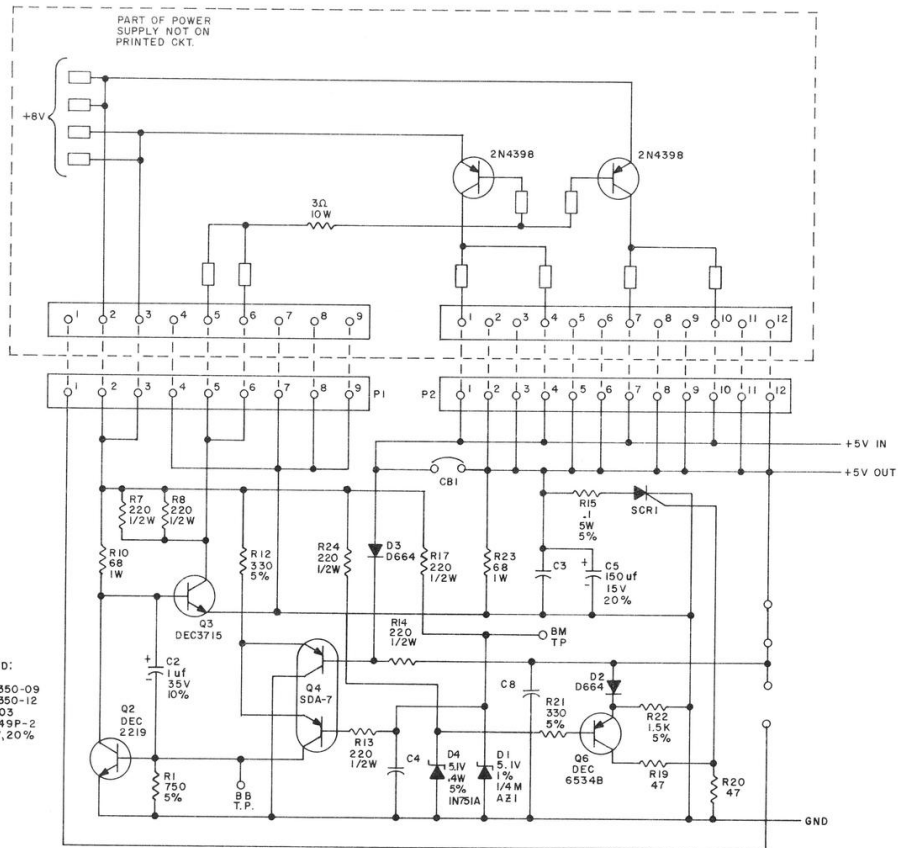
digital	
EQUIPMENT CORPORATION	
MAYNARD, MASSACHUSETTS	

TITLE		POWER SUPPLY B2	
		G818	
SIZE	CODE	NUMBER	REV
B	CS	G818-0-1	D
PRINTED CIRCUIT REV.			B

DEC FORM NO DRB 102

1/22 12-1-1969

THIS SCHEMATIC IS FURNISHED ONLY FOR TEST AND MAINTENANCE PURPOSES. THE CIRCUITS ARE PROPRIETARY IN NATURE AND SHOULD BE TREATED ACCORDINGLY. COPYRIGHT 1969 BY DIGITAL EQUIPMENT CORPORATION.

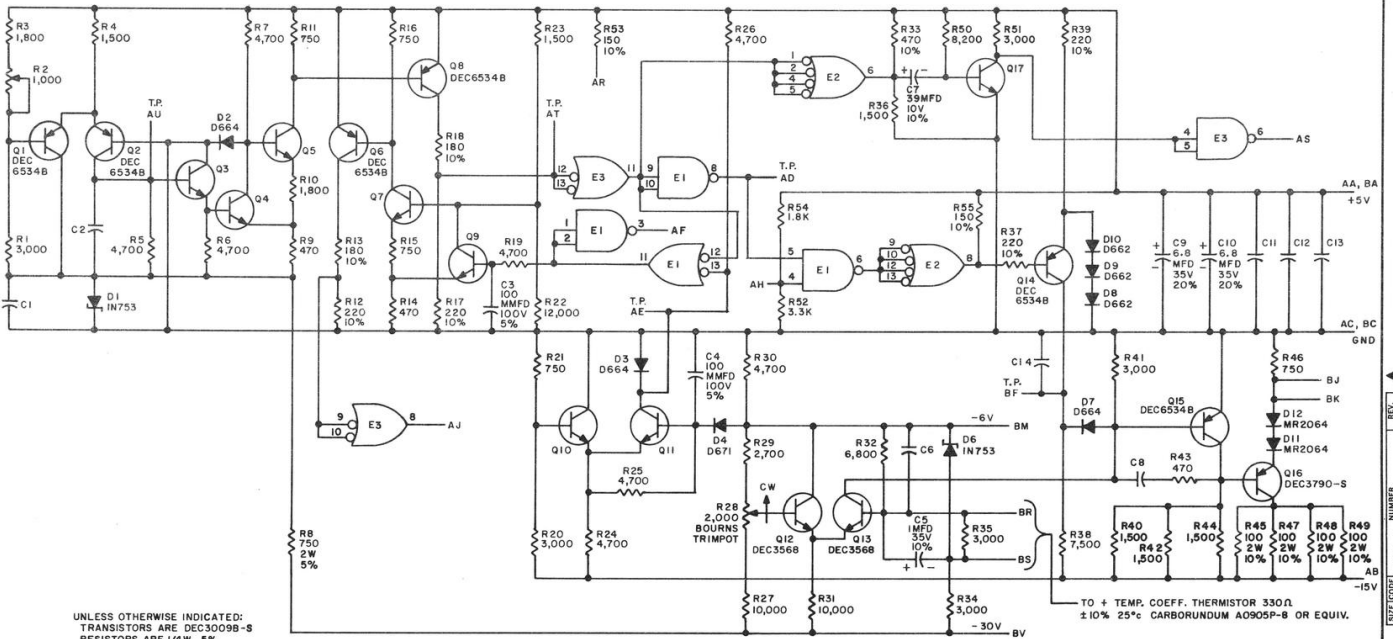


UNLESS OTHERWISE INDICATED:
 RESISTORS ARE 1/4 W, 10%
 P1 IS SOCKET HOUSING I209350-09
 P2 IS SOCKET HOUSING I209350-12
 CBI IS AIRPAX #UPLI-50-0203
 SCR1 IS A RECTIFIER MCR649P-2
 CAPACITORS ARE .01uf, 100V, 20%

REVISIONS	DRN	DATE	TRANSISTOR & DIODE CONVERSION CHART				TITLE	
1	Mr. Miller	9-5-69	DEC	EIA	DEC	EIA		
2	Mr. Miller	9-7-69	D664	1N3606	SDA-7	SAME	digital EQUIPMENT CORPORATION MAYNARD, MASSACHUSETTS	
3	Mr. Miller	10-1-69	5.1V 1/4M AZ1	NONE				
4	Mr. Miller	10-1-69	DEC6534B	MPS6534			SIZE CODE NUMBER REV	
5	Mr. Miller	10-1-69	DEC3715	NONE			C CS G824-0-1 C	
DEC FORM NO. DRC 102							PRINTED CIRCUIT REV.	B

5 DIST. 324,434,4303 PINK

THIS SCHEMATIC IS INTENDED ONLY FOR TEST AND MAINTENANCE PURPOSES. THE CIRCUITS ARE SUBJECT TO CHANGE IN MATERIALS AND SHOULD BE TREATED ACCORDINGLY. COPYRIGHT 1967 BY DIGITAL EQUIPMENT CORPORATION.



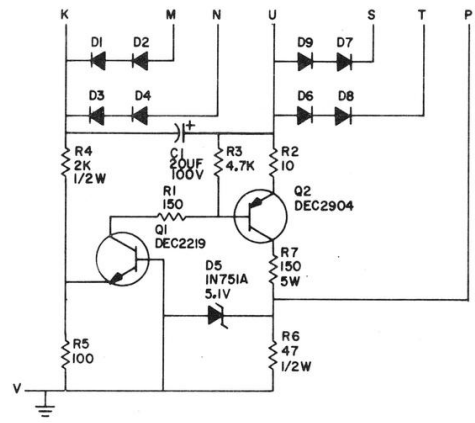
UNLESS OTHERWISE INDICATED:
 TRANSISTORS ARE DEC3009B-S
 RESISTORS ARE 1/4W, 5%
 CAPACITORS ARE .01 MFD
 E1 & E3 ARE DEC7400N
 E2 IS DEC7440N
 PIN 7 ON EACH IC = GND
 PIN 14 ON EACH IC = +5V

PARTS LIST A-PL-6826-0-0

REV. 1	DATE 5-10-67	DEC	EIA	DEC	EIA		TITLE
REV. 2	DATE 12-17-67	DEC3009B	2N3009	D664	IN3608		REGULATOR CONTROL G826
REV. 3	DATE 12-17-67	DEC3568	2N3568	D671	IN3653		
REV. 4	DATE 12-17-67	DEC6534B	MP6534				
REV. 5	DATE 12-17-67	DEC3790	2N3790	IN753	SAME		SIZE CODE
REV. 6	DATE 12-17-67	D682	IN645	MR2064	IN4001		NUMBER
							G 826-0-1
							REV. L

REV 1-0-8388 NUMBER 8 CS 8 SIZE CODE

THIS SCHEMATIC IS FURNISHED ONLY FOR TEST AND MAINTENANCE PURPOSES. THE CIRCUITS ARE PROPRIETARY IN NATURE AND SHOULD BE TREATED ACCORDINGLY. COPYRIGHT 1970 BY DIGITAL EQUIPMENT CORPORATION



UNLESS OTHERWISE INDICATED:
 RESISTORS = 1/4W, 5%
 DIODES = IN4004

REVISIONS	CHK	CHG	NO	REV

DRN	WANCY MOORE	DATE	12/18/70
CHK'D	<i>D. Moore</i>	DATE	12/18/70
ENG	<i>3.7.2.1.1</i>	DATE	2/19/71
PROD.		DATE	

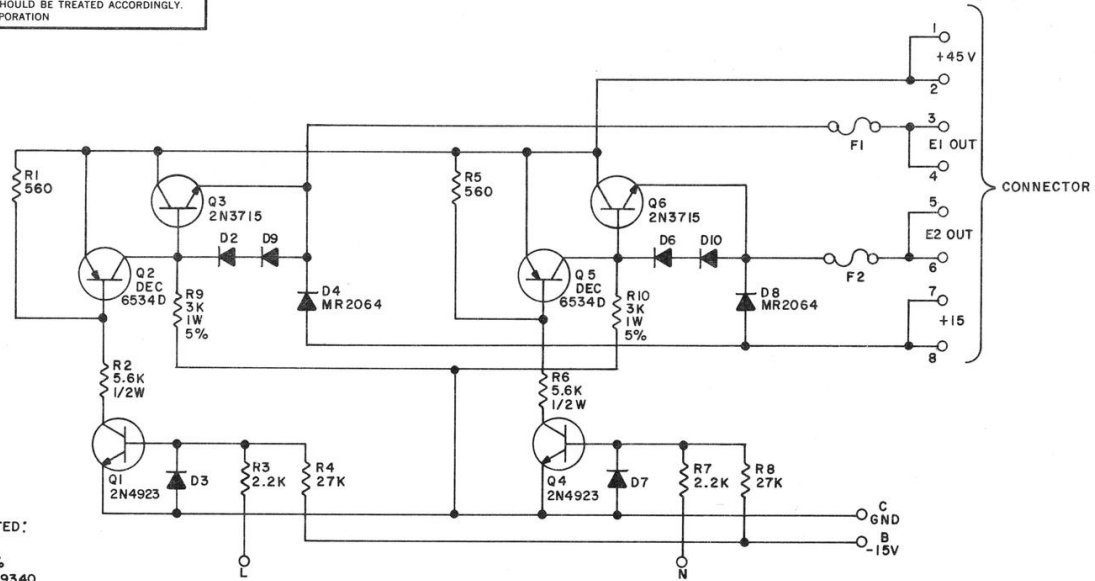
TRANSISTOR & DIODE CONVERSION CHART			
DEC	EIA	DEC	EIA
IN4004	SAME	IN751A	SAME
DEC2904	2N1132	DEC2219	2N2219

digital
 EQUIPMENT CORPORATION
 MAYNARD, MASSACHUSETTS

TITLE		FAULT PROTECTION BOARD	
NUMBER		G838-0-1	
SIZE	CODE	NUMBER	REV.
B	CS	G838-0-1	
PRINTED CIRCUIT REV.		A	

SIZE B CS 6847-0-1
 CODE REV. A

THIS SCHEMATIC IS FURNISHED ONLY FOR TEST AND MAINTENANCE PURPOSES. THE CIRCUITS ARE PROPRIETARY IN NATURE AND SHOULD BE TREATED ACCORDINGLY. COPYRIGHT 1969 BY DIGITAL EQUIPMENT CORPORATION



UNLESS OTHERWISE INDICATED:
 DIODES ARE D672
 RESISTORS ARE 1/4W, 10%
 CONNECTOR IS DEC #1209340
 CONNECTOR PINS ARE DEC #1209456
 F1, F2 ARE 5 AMP

REV. 00003	CHG. NO. 00002	REV. A
------------	----------------	--------

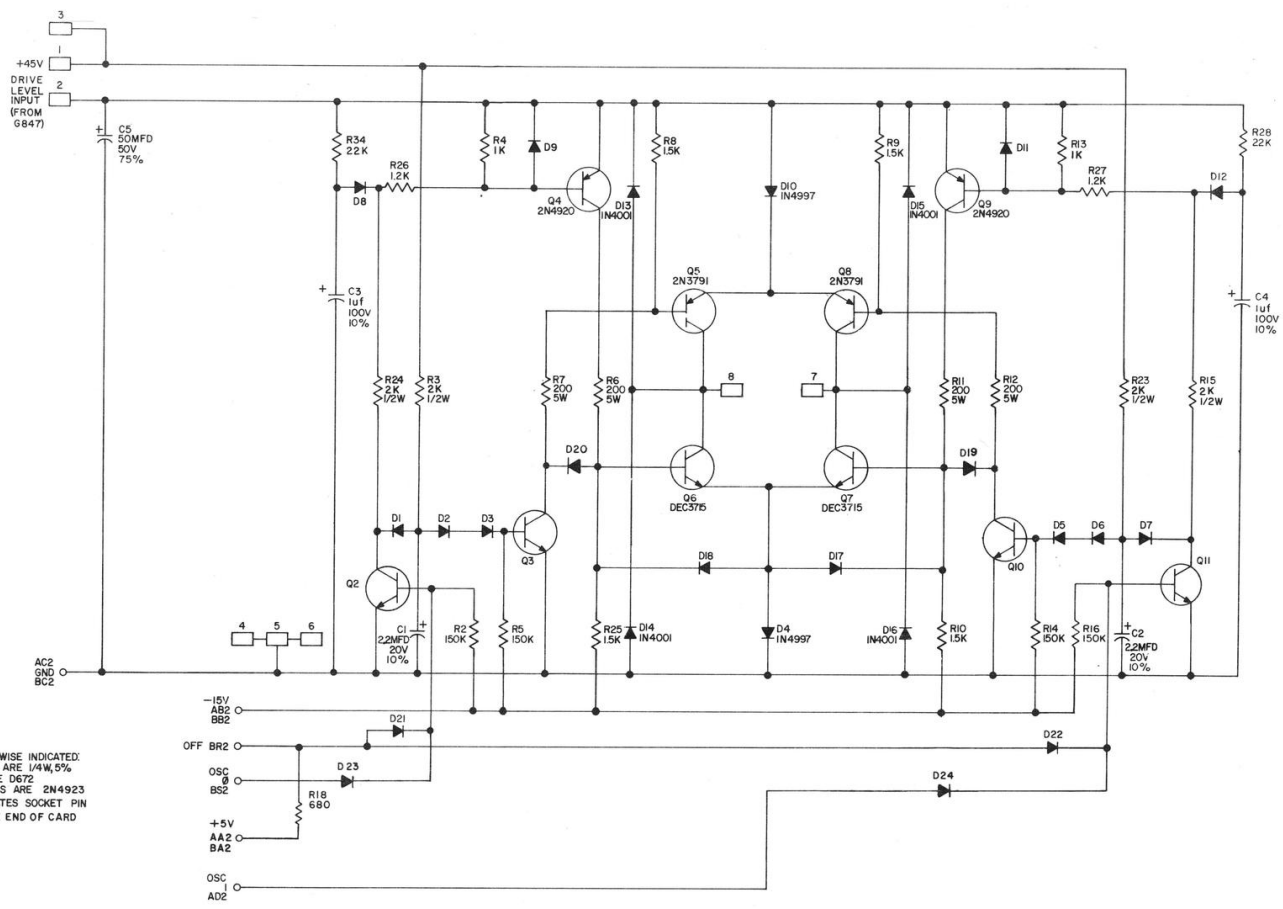
DRN. <i>[Signature]</i>	DATE 9-9-69
CHKD. <i>[Signature]</i>	DATE 9/9/69
ENG. <i>[Signature]</i>	DATE 2-17-70
PROD.	DATE

TRANSISTOR & DIODE CONVERSION CHART			
DEC		EIA	
D672	IN3653		
MR2064	IN4001		
2N3715	NONE		
2N4923	NONE		
DEC6534B	MPS6534		



TITLE DUAL MOTOR VOLTAGE CONTROL G847			
SIZE B	CODE CS	NUMBER G847-0-1	REV. A
PRINTED CIRCUIT REV. C			

THIS SCHEMATIC IS FURNISHED ONLY FOR TEST AND MAINTENANCE PURPOSES. THE CIRCUITS ARE PROPRIETARY IN NATURE AND SHOULD BE TREATED ACCORDINGLY. COPYRIGHT 1969 BY DIGITAL EQUIPMENT CORPORATION.



UNLESS OTHERWISE INDICATED:
RESISTORS ARE 1/4W, 5%
DIODES ARE D672
TRANSISTORS ARE 2N4923
□ INDICATES SOCKET PIN
AT HANDLE END OF CARD

REV.	DATE	BY	CHK'D
1	12-2-69	K. J.
2	12-2-69
3	12-2-69
4	12-2-69
5	12-2-69
6	12-2-69

REV.	DATE	BY	CHK'D
1	12-2-69	K. J.
2	12-2-69
3	12-2-69
4	12-2-69
5	12-2-69
6	12-2-69

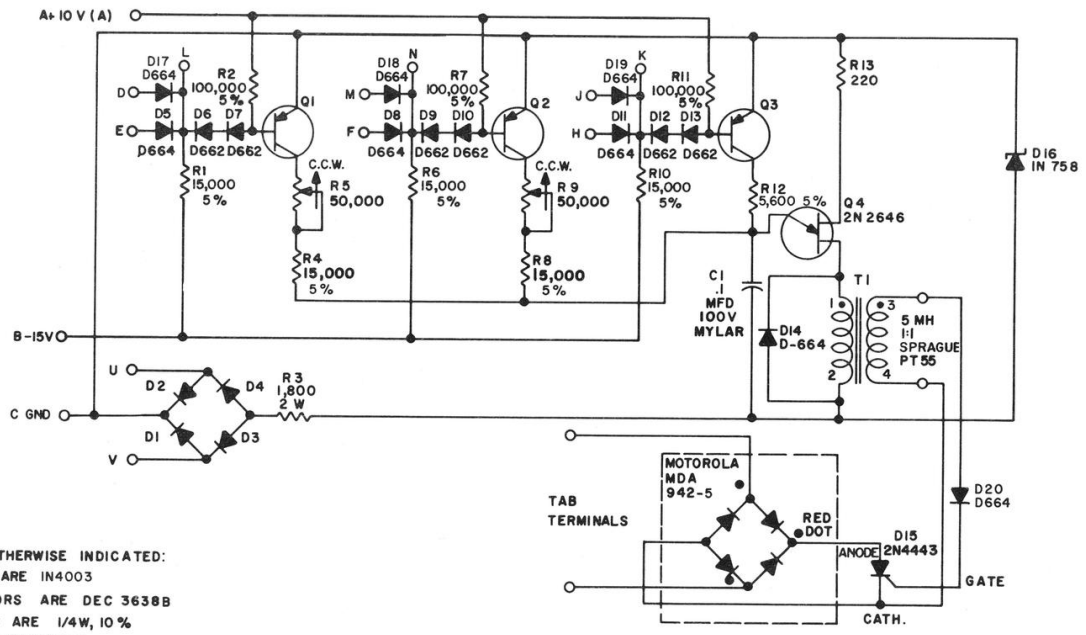
REV.	DATE	BY	CHK'D
1	12-2-69	K. J.
2	12-2-69
3	12-2-69
4	12-2-69
5	12-2-69
6	12-2-69

REV.	DATE	BY	CHK'D
1	12-2-69	K. J.
2	12-2-69
3	12-2-69
4	12-2-69
5	12-2-69
6	12-2-69


REV.	DATE	BY	CHK'D
1	12-2-69	K. J.
2	12-2-69
3	12-2-69
4	12-2-69
5	12-2-69
6	12-2-69

REV. d 1-0-0989 B CS B
 NUMBER 6850-0-1 3000 3212

THIS SCHEMATIC IS FURNISHED ONLY FOR TEST AND MAINTENANCE PURPOSES. THE CIRCUITS ARE PROPRIETARY IN NATURE AND SHOULD BE TREATED ACCORDINGLY. COPYRIGHT 1965 BY DIGITAL EQUIPMENT CORPORATION



UNLESS OTHERWISE INDICATED:
 DIODES ARE IN4003
 TRANSISTORS ARE DEC 3638B
 RESISTORS ARE 1/4W, 10%
 R5 & R9 ARE #275P



REVISONS	CHK	CHG	NO	REV
1	DAM	5266	3	
2	REV	5358		
3	REV	5420		
4	REV	5506		
5	REV	5588		
6	REV	6365		
7	REV	6469		
8	REV	6818		
9	REV	100001		

DRN. I. HAHN	DATE 5-3-65
CHK'D R. SILVERMAN	DATE 5-14-65
ENG. D. WARDIMON	DATE 5-13-65
PROD. D. WARDIMON	DATE 5-13-65

TRANSISTOR & DIODE CONVERSION CHART			
DEC	EIA	DEC	EIA
DEC 3638	2N3638	IN758	IN758
2N2646	2N2646	2N4443	SAME
D662	IN645		
D664	IN3808		
IN4003	IN4003		


digital
 EQUIPMENT CORPORATION
 MAYNARD, MASSACHUSETTS

TITLE S.C.R.	NUMBER	REV. P
MOTOR DRIVER G850	6850-0-1	
SIZE B	CODE CS	PRINTED CIRCUIT REV. EHJKL

↓

B	REV.	G851-0-1	CS	B	SIZE
---	------	----------	----	---	------

THIS SCHEMATIC IS FURNISHED ONLY FOR TEST AND MAINTENANCE PURPOSES. THE CIRCUITS ARE PROPRIETARY IN NATURE AND SHOULD BE TREATED ACCORDINGLY. COPYRIGHT 1965 BY DIGITAL EQUIPMENT CORPORATION



NOTE:
RELAYS ARE WHEELOCK
REED, 260 SERIES 3A
12V DC

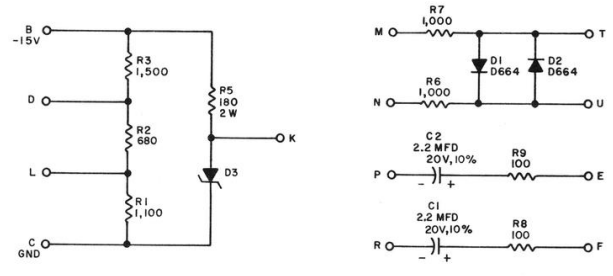


REVISIONS CHK'D (REV.) DAMT 4615 1 REV'D (REDR.) 7/6/ 6196 B	DRN H.W. PORTER	DATE 1-15-65	TRANSISTOR & DIODE CONVERSION CHART				digital EQUIPMENT CORPORATION MAYNARD, MASSACHUSETTS	TITLE RELAY G851		
	CHK'D N. PERRYMAN	DATE 1-25-65	DEC	EIA	DEC	EIA		SIZE B	CODE CS	NUMBER G851-0-1
	ENG. D. WARDIMAN	DATE 1-25-65								
	PROD.	DATE						PRINTED CIRCUIT REV.	B	

↓

REV. A	1-0-688	CS	B
SIZE	NUMBER	CODE	REV.

THIS SCHEMATIC IS FURNISHED ONLY FOR TEST AND MAINTENANCE PURPOSES. THE CIRCUITS ARE PROPRIETARY IN NATURE AND SHOULD BE TREATED ACCORDINGLY. COPYRIGHT 1967 BY DIGITAL EQUIPMENT CORPORATION



UNLESS OTHERWISE INDICATED:
RESISTORS ARE 1/4 W, 5%
D3= 1N758A

REVISIONS CHK'D DATE BY PROD.	DRN <i>Dr. Keller</i>	DATE <i>1-9-67</i>	TRANSISTOR & DIODE CONVERSION CHART		digital EQUIPMENT CORPORATION MAYNARD, MASSACHUSETTS	TITLE MOTION & SELECTION CIRCUIT G853	
	CHK'D <i>1-1-67</i>	DATE <i>1/1/67</i>	DEC	EIA		SIZE B	CODE CS
	CHK'D <i>Sen</i>	DATE <i>1/27/67</i>	D664	1N3606			
	CHK'D	DATE	1N758A	SAME			
	PROD.	DATE					

DEC FORM NO. DRB 102

PRINTED CIRCUIT REV. A

↑

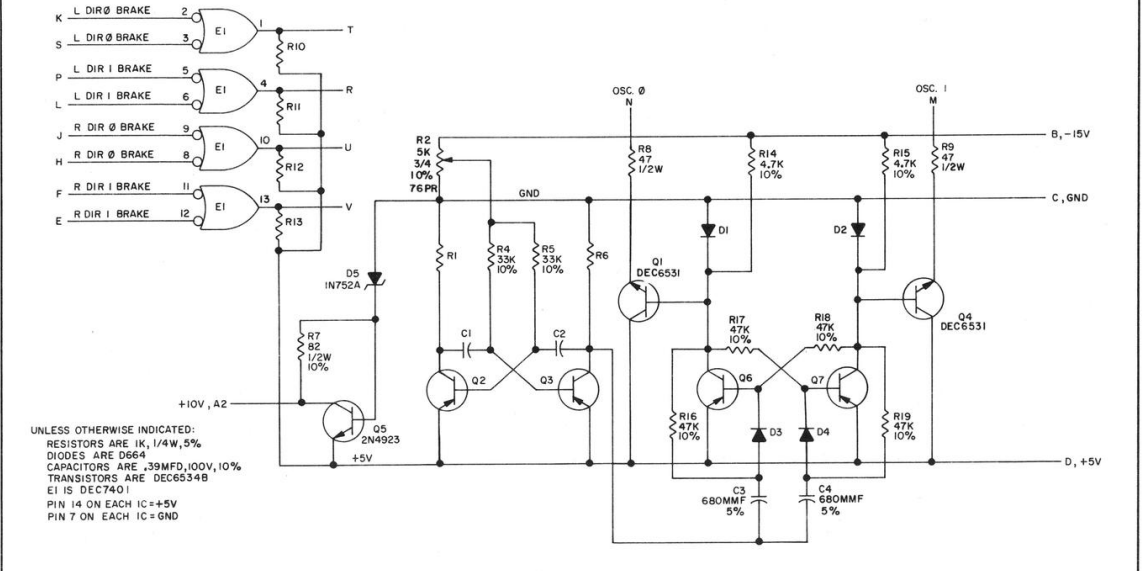
←

DIST. 324,434 4-33

PINK

1-0-6689 50 8
 238747N 3000 3215

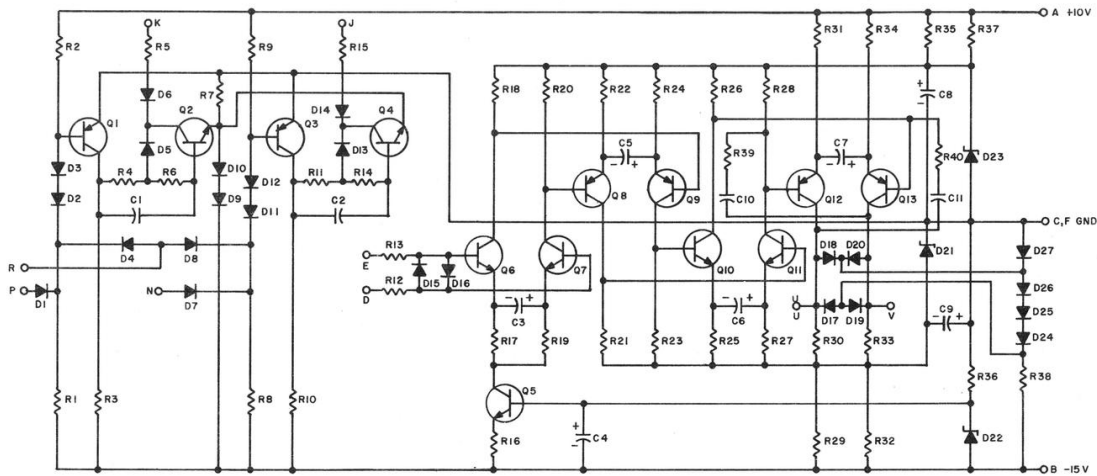
THIS SCHEMATIC IS FURNISHED ONLY FOR TEST AND MAINTENANCE PURPOSES. THE CIRCUITS ARE PROPRIETARY IN NATURE AND SHOULD BE TREATED ACCORDINGLY. COPYRIGHT 1969 BY DIGITAL EQUIPMENT CORPORATION.



UNLESS OTHERWISE INDICATED:
 RESISTORS ARE 1K, 1/4W, 5%
 DIODES ARE D664
 CAPACITORS ARE .39MFD, 100V, 10%
 TRANSISTORS ARE DEC6534B
 EI IS DEC7401
 PIN 14 ON EACH IC = +5V
 PIN 7 ON EACH IC = GND

REVISIONS		DRN: <i>Surace</i>	DATE: 11/3/69	TRANSISTOR & DIODE CONVERSION CHART					TITLE: CLOCK & REGULATOR G859			
CHK'D	NO. IN CHG	DATE	DATE	DEC	EIA	DEC	EIA		SIZE	CODE	NUMBER	REV
1	00001	11/7/69	11/7/69	D664	IN3606			B	CS	G859-0-1	B	
2	00002	12/1/69	12/1/69	DEC6534B	MPS6534B							
3	00003	12/1/69	12/1/69	DEC6531	MPS6531							
4	00004	12/1/69	12/1/69	2N4923	SAME							

THIS SCHEMATIC IS FURNISHED ONLY FOR TEST AND MAINTENANCE PURPOSES. THE CIRCUITS ARE PROPRIETARY IN NATURE AND SHOULD BE TREATED ACCORDINGLY. COPYRIGHT 1966 BY DIGITAL EQUIPMENT CORPORATION



Q8, Q9, Q12, Q13	TRANSISTOR DEC3638B	1502979
Q6, Q7, Q10, Q11	TRANSISTOR DEC3009B-S	1503100
Q5	TRANSISTOR DEC3009A-S	1501999
Q2, Q4	TRANSISTOR DEC3500-S	1503209
Q1, Q3	TRANSISTOR DEC2894-3B-S	1503099
R39	RES. 120 1/4W 5% CC	1300247
R36, R38	RES. 470 1/2W 10% CC	1300318
R30, R33	RES. 3K 1/4W 5% CC	1300432
R17 THRU R21, R23, R25 THRU R28,	RES. 220 1/4W 5% CC	1300271
R12, R13	RES. 560 1/4W 5% CC	1301890
R6, R14, R35, R37	RES. 68 2W 5% CC	1302308
R5, R15	RES. 750 1/4W 5% CC	1301401
R4, R11	RES. 1.5K 1/4W 5% CC	1300391
R3, R7, R10, R16, R22, R24, R29, R31, R32, R34	RES. 100K 1/4W 5% CC	1302466
R2, R9	RES. 7.5K 1/4W 5% CC	1301422
R1, R8	DIODE D662	1100113
D23	DIODE IN748 3.9V	1100121
D21	DIODE D670	1102162
D5, D6, D13, D14	DIODE IN756A 8.2V	1103441
D2, D3, D11, D12, D24 THRU D27	DIODE D664	1100114
D1, D4, D7 THRU D10, D15 THRU D20	CAP. 1.200MMF 100V 5% D.M.	1002430
C10, C11	CAP. 2.2MFD 20V 10%	1002627
C5	CAP. 3.9MFD 10V 10% S.TANT	1000064
C4, C6, C7, C8, C9	CAP. .47MFD 20V 10% S.TANT	1005965
C3	CAP. 680MMF 100V 5% D.M.	1000026
C1, C2	PARTS LIST	A-PL-6882-0-0
REFERENCE DESIGNATION	DESCRIPTION	PART NO.

REV.	BY	DATE	DESCRIPTION
1
2
3

DRN.	DATE	DESIGNATION	QTY	UNIT	QTY	UNIT
A. OUELLETTE	2-8-66	DEC3638B	2	3638	2	3638
R. SILVERMAN	2-9-66	DEC3009A	1	3009	1	3009
R. SOBBE	2-9-66	DEC3500	1	3500	1	3500
		DEC2894-3B	1	2894	1	2894

TRANSISTOR & DIODE CONVERSION CHART	DEC	ISA	DEC	ISA
DEC3638B	2N3638	D662	IN645	6A
DEC3009A	2N3009	D664	IN3606	6A
1/4W 6.8A	IN4099	D670	IN3653	6A
DEC3500	2N3500	IN756A	SAME	
DEC2894-3B	NONE	IN748	SAME	

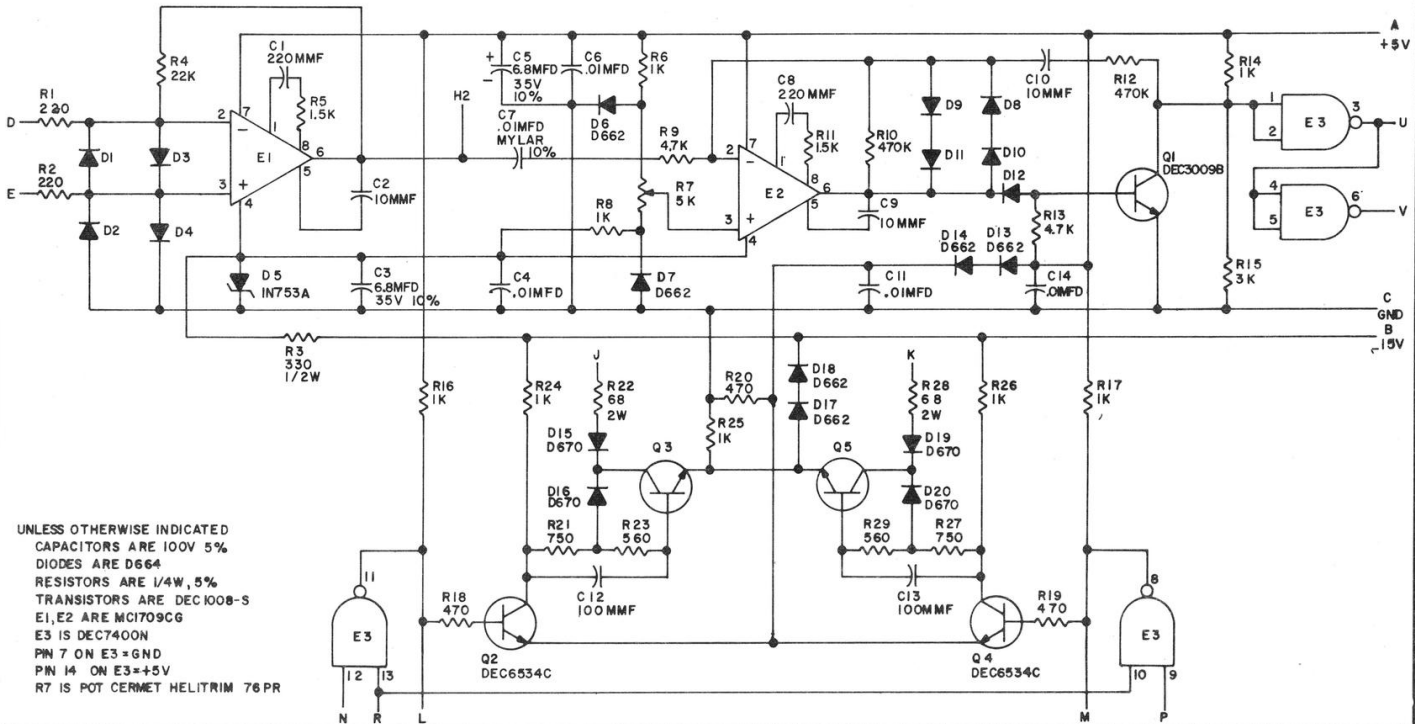
MANCHESTER READER WRITER G882	SIZE	CODE	NUMBER	REV.
C	CS	G882-0-1		D

PRINTED CIRCUIT REV.	DIST.	DATE	BY
B	124	11/16/67	...

REV. D
PART CODE: G882-0-1
NUMBER: C

REV. NUMBER 1-0-8889 CS B SIZE CODE 3000 321

THIS SCHEMATIC IS FURNISHED ONLY FOR TEST AND MAINTENANCE PURPOSES. THE CIRCUITS ARE PROPRIETARY IN NATURE AND SHOULD BE TREATED ACCORDINGLY. COPYRIGHT 1969 BY DIGITAL EQUIPMENT CORPORATION



UNLESS OTHERWISE INDICATED
 CAPACITORS ARE 100V 5%
 DIODES ARE D664
 RESISTORS ARE 1/4W, 5%
 TRANSISTORS ARE DEC100B-S
 E1, E2 ARE MC1709CG
 E3 IS DEC7400N
 PIN 7 ON E3 = GND
 PIN 14 ON E3 = +5V
 R7 IS POT CERMET HELITRIM 76 PR

REVISIONS
 CHK/CHG NO. REV.

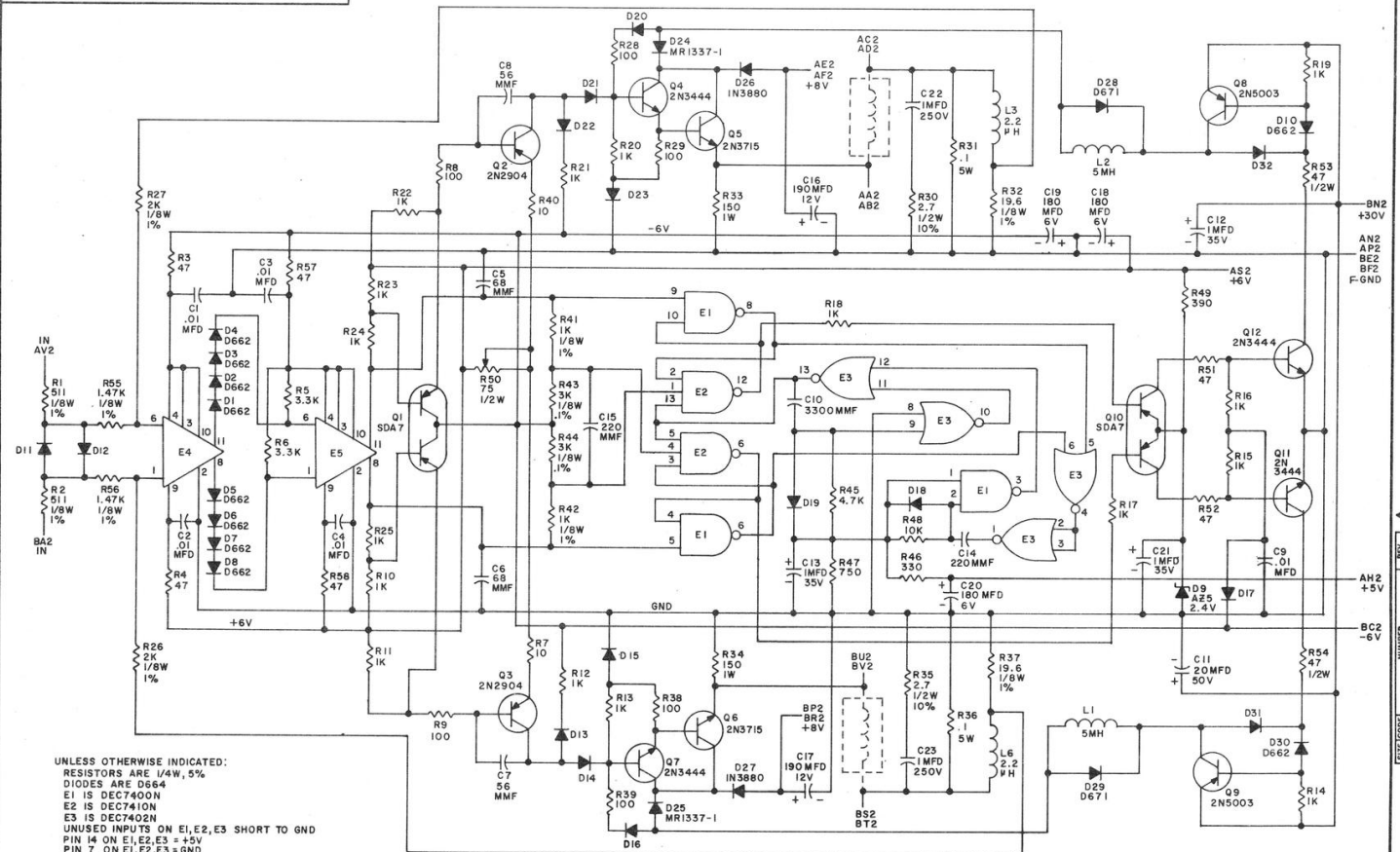
DRN. DATE 5-29-69
 CHK'D DATE 7/23/69
 ENG. DATE 9/2/69
 PROD. DATE

TRANSISTOR & DIODE CONVERSION CHART			
DEC	EIA	DEC	EIA
D664	IN3606	DEC100B-S	MM100B
D662	1N645		
D670	1N4148		
DEC3009B	2N3009B		
DEC6534C	MP6534		

digital
 EQUIPMENT CORPORATION
 MAYNARD, MASSACHUSETTS

TITLE MANCHESTER READER/WRIER G888
 SIZE CODE NUMBER REV.
 B CS G888-0-1
 PRINTED CIRCUIT REV. A

THIS SCHEMATIC IS FURNISHED ONLY FOR TEST AND MAINTENANCE PURPOSES. THE CIRCUITS ARE PROPRIETARY IN NATURE AND SHOULD BE TREATED ACCORDINGLY. COPYRIGHT 1969 BY DIGITAL EQUIPMENT CORPORATION



UNLESS OTHERWISE INDICATED:
 RESISTORS ARE 1/4W, 5%
 DIODES ARE D664
 E1 IS DEC7400N
 E2 IS DEC7410N
 E3 IS DEC7402N
 UNUSED INPUTS ON E1, E2, E3 SHORT TO GND
 PIN 14 ON E1, E2, E3 = +5V
 PIN 7 ON E1, E2, E3 = GND
 E4, E5 ARE CA3001
 DEFLECTION YOKE IS SHOWN DOTTED
 PINS AE2, AF2 ARE CONNECTED TO BP2, BR2
 WHEN BOARD IS PLUGGED INTO UNIT

REV.	DESCRIPTION	DATE	BY	CHK'D	DATE	BY	DATE	BY	DATE	BY	DATE	BY
1	INITIAL	8-10-69										
2	REVISED	8-19-69										
3	REVISED	8-21-69										
4	REVISED	8-21-69										

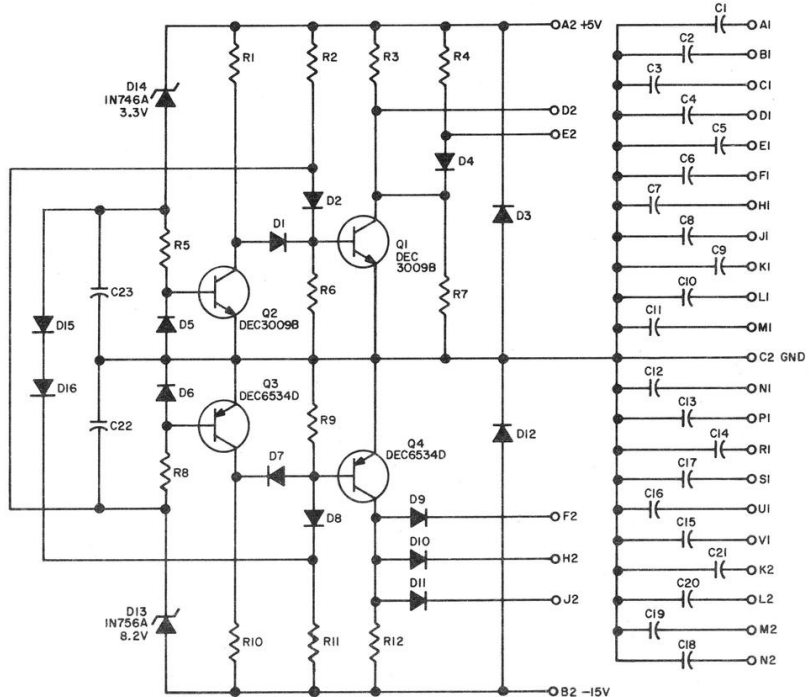
2N2904		SAME	
TRANSISTOR	DIODE	CONVERSION	CHART
D662	IN645	2N3715	NONE
D664	IN3606	5D47	SAME
D671	IN3623	2N3444	NONE
IN3880	SAME	2N5003	NONE
MR1337-1	NONE	AE5 2.4V	NONE

DRN	DATE	BY	CHK'D	DATE	BY	DATE	BY	DATE	BY	DATE	BY
DRN	8-10-69										
CHK'D	8-19-69										
DATE	8-21-69										
BY											
DATE	8-21-69										
BY											

REV.	DESCRIPTION	DATE	BY	CHK'D	DATE	BY	DATE	BY	DATE	BY	DATE	BY
1	INITIAL	8-10-69										
2	REVISED	8-19-69										
3	REVISED	8-21-69										
4	REVISED	8-21-69										

REV. NUMBER G916-0-1

THIS SCHEMATIC IS FURNISHED ONLY FOR TEST AND MAINTENANCE PURPOSES. THE CIRCUITS ARE PROPRIETARY IN NATURE AND SHOULD BE TREATED ACCORDINGLY. COPYRIGHT 1969 BY DIGITAL EQUIPMENT CORPORATION

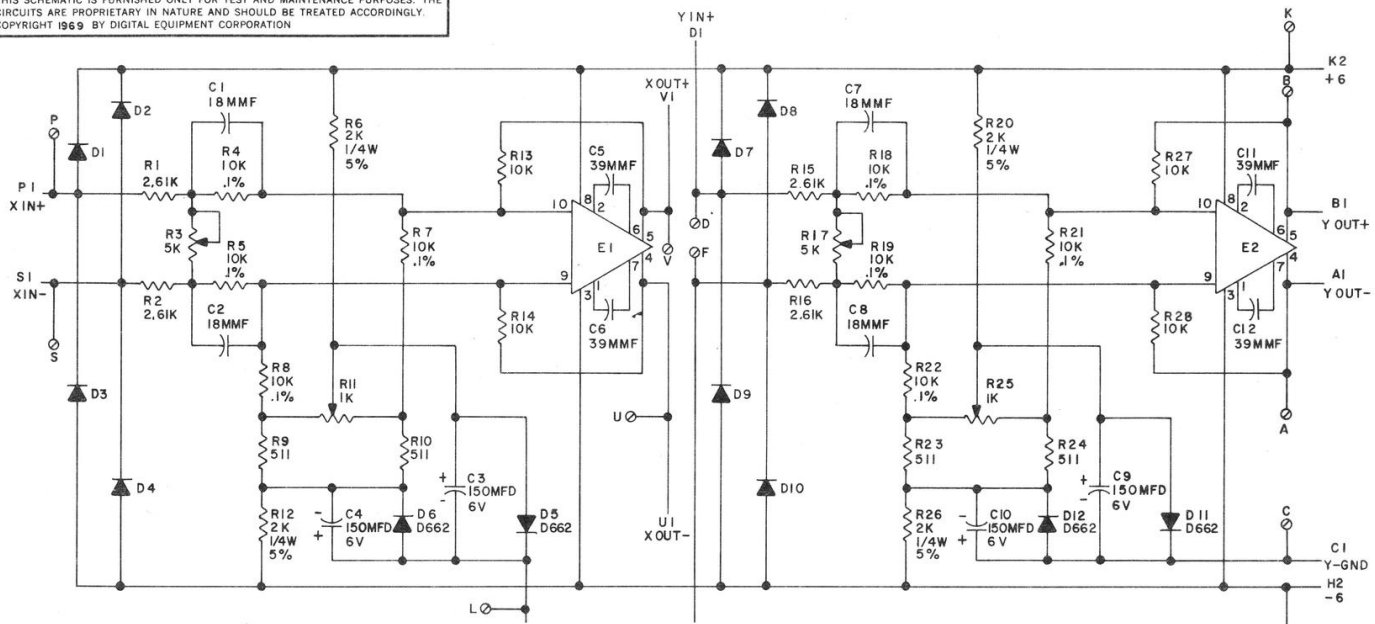


UNLESS OTHERWISE INDICATED:
 DIODES ARE D664
 CAPACITORS ARE .01MFD
 RESISTORS ARE 2K, 1/4W, 5%

REVISIONS CHK'G NO. REV.	DRN: <i>BUTLER</i> DATE: <i>2/25/68</i>	TRANSISTOR & DIODE CONVERSION CHART		 digital EQUIPMENT CORPORATION MAYNARD, MASSACHUSETTS	TITLE: POWER DETECTOR AND SWITCH FILTER G916			
	CHK'D: <i>M. M. M...</i> DATE: <i>5-5-69</i>	DEC: <i>DEC3009B</i> EIA: <i>2N3009B</i>	DEC: <i>DEC6534D</i> EIA: <i>MP56534</i>		SIZE: B	CODE: CS	NUMBER: G916-0-1	REV.:
	ENG: <i>R. Schwegler</i> DATE: <i>6/4/61</i>	D664	IN3606		PRINTED CIRCUIT REV.:	A		
	PRQD: <i>R. Schwegler</i> DATE: <i>6/16/68</i>							

1-0-2169 CS B
 NUMBER REV

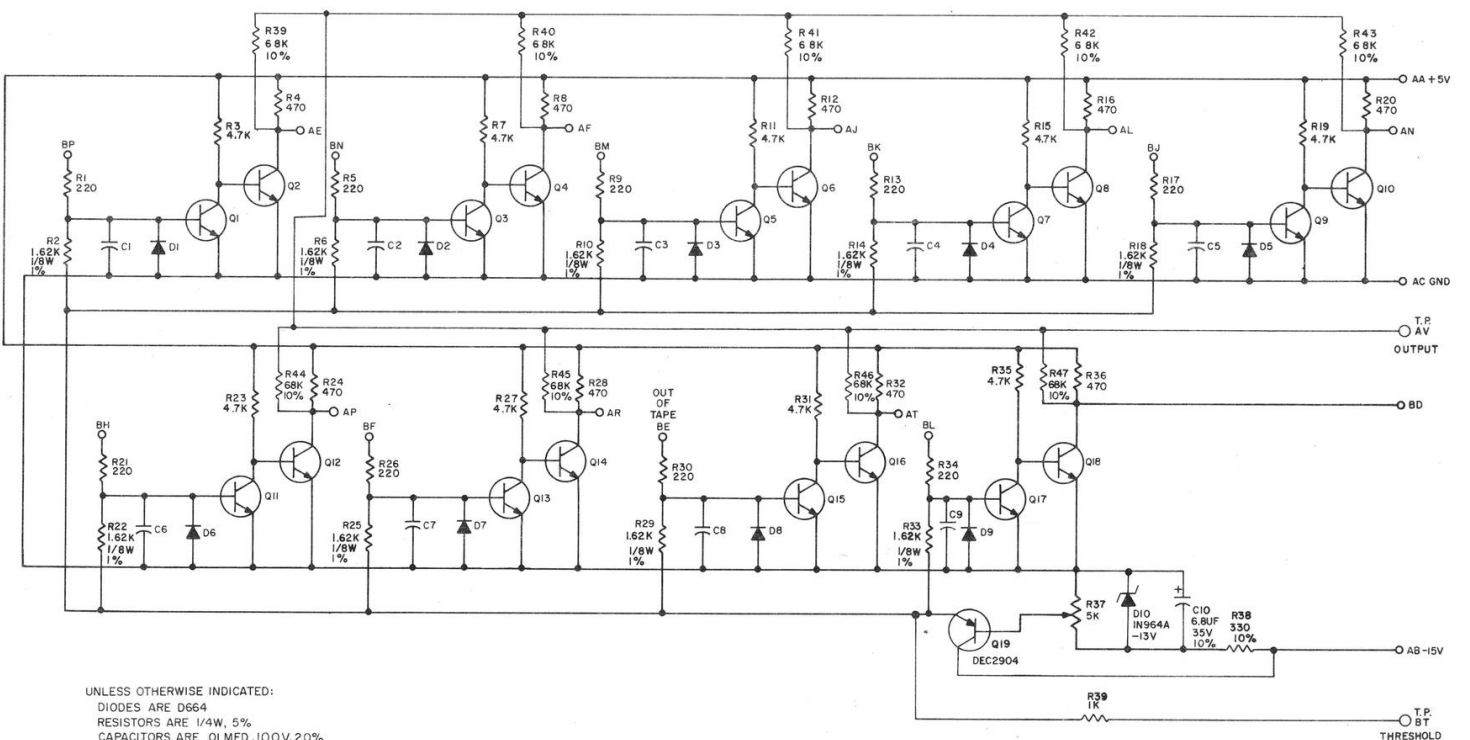
THIS SCHEMATIC IS FURNISHED ONLY FOR TEST AND MAINTENANCE PURPOSES. THE CIRCUITS ARE PROPRIETARY IN NATURE AND SHOULD BE TREATED ACCORDINGLY. COPYRIGHT 1969 BY DIGITAL EQUIPMENT CORPORATION



UNLESS OTHERWISE INDICATED
 CAPACITORS ARE 100V
 DIODES ARE D 664
 E1, E2 ARE MC1520G OP-AMP
 R3, R17 ARE ASM 6666
 R11, R25 ARE ASM 6664
 RESISTORS ARE 1/8W, 1%

REVISIONS CHK (Circ No) REV	DRN <i>W. M. M. M.</i>	DATE 6-5-69	TRANSISTOR & DIODE CONVERSION CHART					TITLE XY-CONTROL G917		
	CHK'D <i>W. M. M. M.</i>	DATE 6-12-69	DEC	EIA	DEC	EIA		SIZE B	CODE CS	NUMBER G917-0-1
	ENG <i>W. M. M. M.</i>	DATE	D 662	IN 645						
	PROD <i>W. M. M. M.</i>	DATE 8-7-69	D 664	IN 3806						
DEC FORM NO. DRB 102			PRINTED CIRCUIT REV. A				DIST: 324,434,435			

THIS SCHEMATIC IS FURNISHED ONLY FOR TEST AND MAINTENANCE PURPOSES. THE CIRCUITS ARE PROPRIETARY IN NATURE AND SHOULD BE TREATED ACCORDINGLY. COPYRIGHT 1969 BY DIGITAL EQUIPMENT CORPORATION.



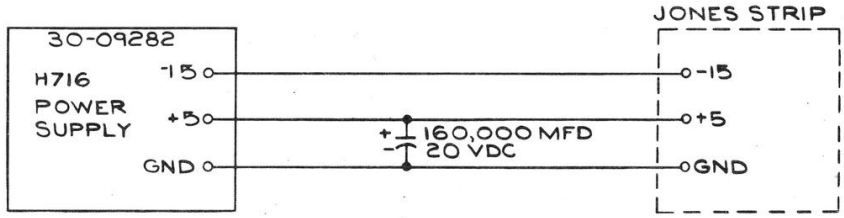
UNLESS OTHERWISE INDICATED:
 DIODES ARE D664
 RESISTORS ARE 1/4W, 5%
 CAPACITORS ARE .01 MFD, 100V, 20%
 TRANSISTORS ARE 2N3646
 ○ INDICATES TEST POINT

REVISIONS DATE BY 000002 1 000003 3 000003 3				DPN <i>revised</i> DATE <i>4/1/69</i> CHK'D <i>R. J. Ganga</i> DATE <i>1/1/69</i> ENGR <i>R. J. Ganga</i> DATE <i>1/1/69</i> PRD. DATE				TRANSISTOR & DIODE CONVERSION CHART <table border="1"> <tr> <th>DEC</th> <th>EM</th> <th>CSG</th> <th>EIA</th> </tr> <tr> <td>2N3646</td> <td>2N3609</td> <td>IN964A-13V</td> <td>SAME</td> </tr> <tr> <td>D664</td> <td>IN3608</td> <td>DEC2904</td> <td>2N1152</td> </tr> </table>				DEC	EM	CSG	EIA	2N3646	2N3609	IN964A-13V	SAME	D664	IN3608	DEC2904	2N1152	digital EQUIPMENT CORPORATION MAYNARD, MASSACHUSETTS				TITLE PHOTO TRANSISTOR AMPLIFIER G918 SIZE CODE NUMBER REV C CS G918-0-1 B PRINTED CIRCUIT REV D			
DEC	EM	CSG	EIA																												
2N3646	2N3609	IN964A-13V	SAME																												
D664	IN3608	DEC2904	2N1152																												

SIZE CODE NUMBER REV
 C CS G918-0-1 B

REV. NUMBER H719-0-1 SIZE CODE B CS 3000 321

THIS SCHEMATIC IS FURNISHED ONLY FOR TEST AND MAINTENANCE PURPOSES. THE CIRCUITS ARE PROPRIETARY IN NATURE AND SHOULD BE TREATED ACCORDINGLY. COPYRIGHT BY DIGITAL EQUIPMENT CORPORATION



REV. NO.	CHK	CHG	NO.	REV.

DRN	DATE
J. Ferguson	4-24-69
CHKD	DATE
PROG	DATE

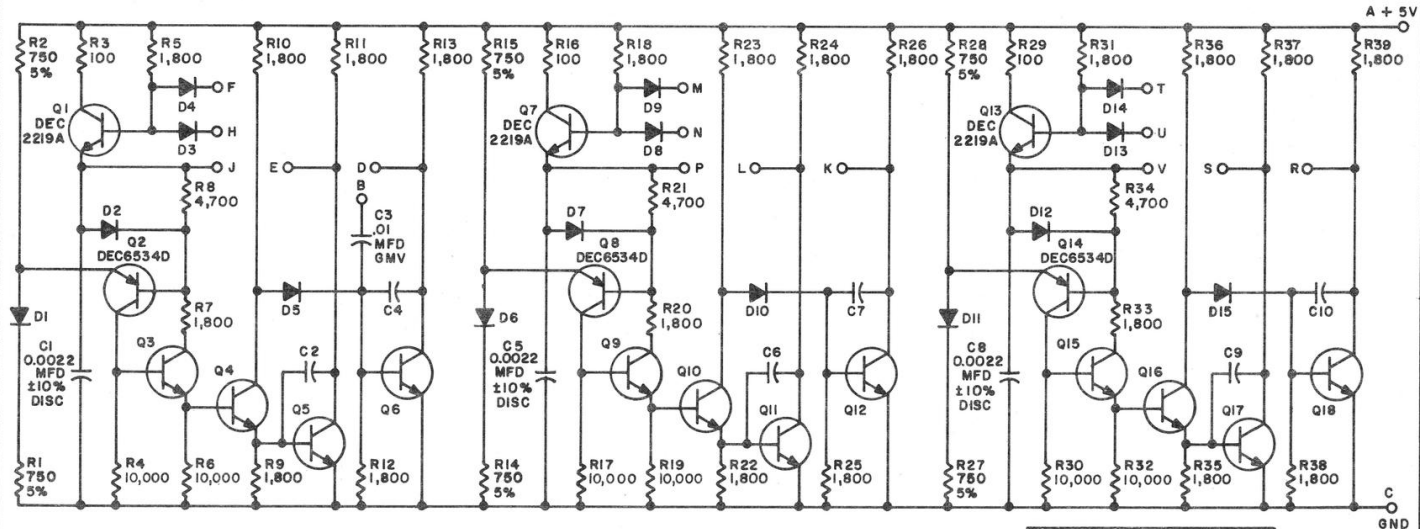
TRANSISTOR & DIODE CONVERSION CHART			
DEC	EIA	DEC	EIA

digital
EQUIPMENT CORPORATION
MAYNARD, MASSACHUSETTS

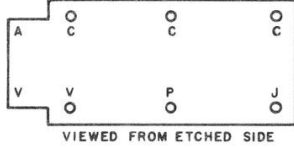
TITLE			
H719 P.S.			
SIZE	CODE	NUMBER	REV.
B	CS	H719-0-1	
PRINTED CIRCUIT REV.			

REV. C NUMBER K303-0-1 SIZE CODE B CS

THIS SCHEMATIC IS FURNISHED ONLY FOR TEST AND MAINTENANCE PURPOSES. THE CIRCUITS ARE PROPRIETARY IN NATURE AND SHOULD BE TREATED ACCORDINGLY. COPYRIGHT 1967 BY DIGITAL EQUIPMENT CORPORATION.



UNLESS OTHERWISE INDICATED:
 TRANSISTORS ARE DECI
 DIODES ARE D600
 RESISTORS ARE 1/4W, 10%
 CAPACITORS ARE 680 MMFD ± 10%
 ERIE 309 OR EQUIV.



PARTS LIST IS A-PL- K303-0-0

REVISIONS CHK'D INC. REV. B 6437 00001 C	DRN. <i>M. Wallen</i>	DATE 4-18-67	TRANSISTOR & DIODE CONVERSION CHART				digital EQUIPMENT CORPORATION MAYNARD, MASSACHUSETTS	TITLE	SIZE	CODE	NUMBER	REV.	
	CHK'D <i>R. Johnson</i>	DATE 1/20/67	DEC	EIA	DEC	EIA		THREE TIMERS K303	B	CS	K303-0-1	C	
	ENG. <i>R. Deppa</i>	DATE 1/27/67	DECI	2N3721									
	PROD. I	DATE	DEC6534D	MP96534									
			D800	1N4009									
			DEC2219A	2N2219									

DEC FORM NO. DRB 102

PRINTED CIRCUIT REV. B

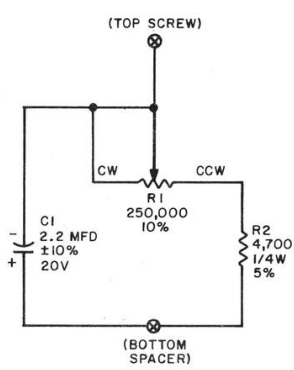
DIST 324,434,435³

PINK

↓

REV.	A
NUMBER	K374-0-1
CS	B
CODE	CS
SIZE	B

THIS SCHEMATIC IS FURNISHED ONLY FOR TEST AND MAINTENANCE PURPOSES. THE CIRCUITS ARE PROPRIETARY IN NATURE AND SHOULD BE TREATED ACCORDINGLY. COPYRIGHT 1967 BY DIGITAL EQUIPMENT CORPORATION



UNLESS OTHERWISE INDICATED:
 R1 IS ALLEN-BRADLEY TSRA2541
 MODIFIED CLOCKWISE LOG TAPER
 CI IS A SPRAGUE 150D225X9020A2 OR EQUIV.

REVISIONS CHK/CHG NO. REV. [Signature] 100001 A	DRN. <i>Mr. Wallen</i>	DATE 5-4-67	TRANSISTOR & DIODE CONVERSION CHART				digital EQUIPMENT CORPORATION MAYNARD, MASSACHUSETTS	TITLE CALIBRATED TIMER CONTROL K374			
	CHK'D <i>R. DeLoach</i>	DATE 5/5/67	DEC	EIA	DEC	EIA		SIZE B	CODE CS	NUMBER K374-0-1	REV. A
	ENG. <i>B. DeLoach</i>	DATE 5/22/67									
	PROD.	DATE									

DEC FORM NO. DRB 102

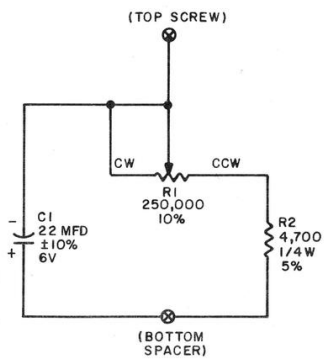
5 PINK

PRINTED CIRCUIT REV. ABC

DIST. 324,434,435 3

REV. A
 NUMBER K376-0-1
 SIZE CODE B CS

THIS SCHEMATIC IS FURNISHED ONLY FOR TEST AND MAINTENANCE PURPOSES. THE CIRCUITS ARE PROPRIETARY IN NATURE AND SHOULD BE TREATED ACCORDINGLY. COPYRIGHT 1967 BY DIGITAL EQUIPMENT CORPORATION



UNLESS OTHERWISE INDICATED:
 R1 IS ALLEN-BRADLEY TSRA2541
 MODIFIED CLOCKWISE LOG TAPER
 C1 IS SPRAGUE 150D226X9006A2 OR EQUIV.

REVISIONS	CHK	CHG NO.	REV.
	MW	00001	A

DRN.	DATE
M. Waller	5-4-67
CHK'D	DATE
K. [unclear]	5/2/67
ENG.	DATE
R. [unclear]	5/22/67
PROD.	DATE

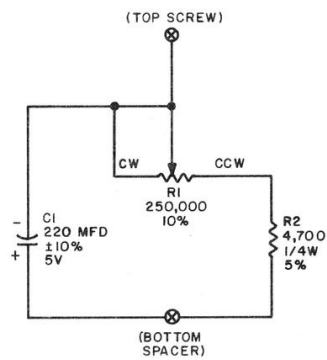
TRANSISTOR & DIODE CONVERSION CHART			
DEC	EIA	DEC	EIA

digital
 EQUIPMENT CORPORATION
 MAYNARD, MASSACHUSETTS

TITLE		NUMBER		REV.
CALIBRATED TIMER CONTROL K376		K376-0-1		A
SIZE	CODE	PRINTED CIRCUIT REV.		
B	CS	B C		

REV. A
 NUMBER K378-0-1
 SIZE CODE B CS

THIS SCHEMATIC IS FURNISHED ONLY FOR TEST AND MAINTENANCE PURPOSES. THE CIRCUITS ARE PROPRIETARY IN NATURE AND SHOULD BE TREATED ACCORDINGLY. COPYRIGHT 1967 BY DIGITAL EQUIPMENT CORPORATION



UNLESS OTHERWISE INDICATED:
 R1 IS ALLEN-BRADLEY TSRA254I
 MODIFIED CLOCKWISE LOG TAPER
 C1 IS SPRAGUE I30D227X9005F0 OR EQUIV.

REVISIONS	CHK/CHG NO.	REV.
	24	A

DRN.	DATE
<i>W. Waller</i>	5-9-67
CHK'D	DATE
<i>R. Johnson</i>	5/11/67
ENG.	DATE
<i>R. Dross</i>	5/11/67
PROD.	DATE

TRANSISTOR & DIODE CONVERSION CHART			
DEC	EIA	DEC	EIA

digital
 EQUIPMENT CORPORATION
 MAYNARD, MASSACHUSETTS

TITLE				CALIBRATED TIMER CONTROL K378			
SIZE	CODE	NUMBER	REV.				
B	CS	K378-0-1	A				
PRINTED CIRCUIT REV.				B	C		

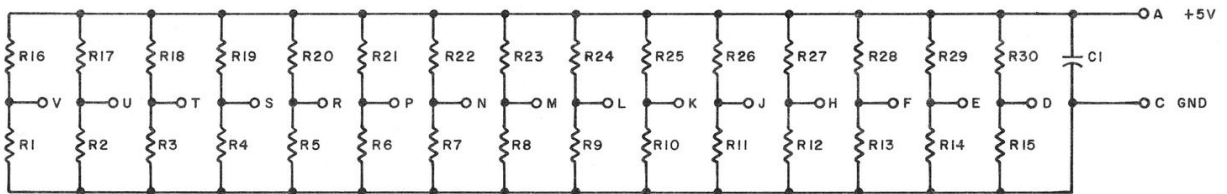
DEC FORM NO. DRB 102

DIST. 324,434,435 3

5 PINK

REV. NUMBER B SIZE CODE CS 3215
1-0-200M MO02-0-1

THIS SCHEMATIC IS FURNISHED ONLY FOR TEST AND MAINTENANCE PURPOSES. THE CIRCUITS ARE PROPRIETARY IN NATURE AND SHOULD BE TREATED ACCORDINGLY. COPYRIGHT 1968 BY DIGITAL EQUIPMENT CORPORATION



R16 - R30	RES. 1.8K 1/4W 10% CC	1301428
R1 - R15	RES. 3.3K 1/4W 5% CC	1300439
C1	CAP. .01MFD 100V 20% DISC	1001610
REFERENCE DESIGNATION	DESCRIPTION	PART NO.
PARTS LIST		A-PL-MO02-0-0

.....

REVISIONS
CHK CHG NO REV

DRN *M. Walker* DATE *6/21-68*
CHK'D *W. Walker* DATE *6/24/68*
ENG *W. Walker* DATE *7/9/68*
PROD. DATE

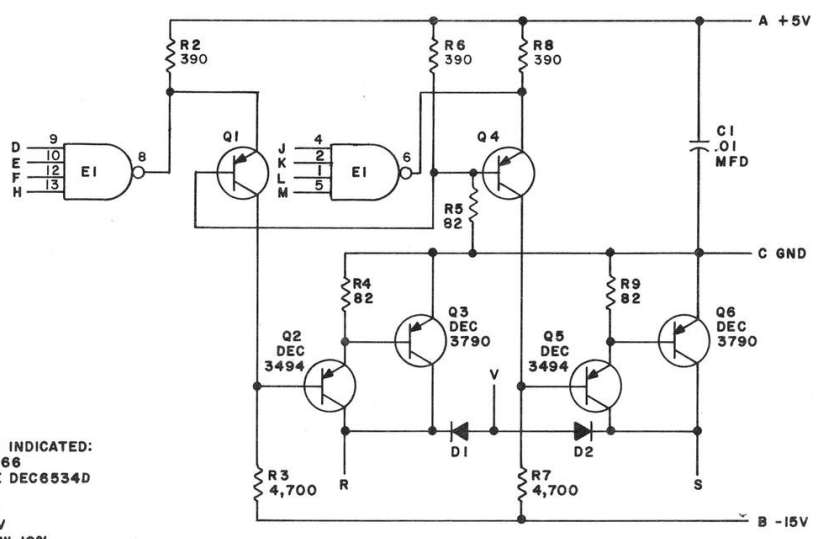
TRANSISTOR & DIODE CONVERSION CHART			
DEC		EIA	

digital
EQUIPMENT CORPORATION
MAYNARD, MASSACHUSETTS

TITLE			
15 LOADS MO02			
SIZE	CODE	NUMBER	REV.
B	CS	MO02-0-1	
PRINTED CIRCUIT REV.			A

REV. E
 NUMBER M040-0-1
 SIZE B
 CODE CS
 M040-0-1

THIS SCHEMATIC IS FURNISHED ONLY FOR TEST AND MAINTENANCE PURPOSES. THE CIRCUITS ARE PROPRIETARY IN NATURE AND SHOULD BE TREATED ACCORDINGLY. COPYRIGHT 1967 BY DIGITAL EQUIPMENT CORPORATION



UNLESS OTHERWISE INDICATED:
 DIODES ARE MR2066
 TRANSISTORS ARE DEC6534D
 E1 IS DEC7420N
 PIN 7 ON IC = GND
 PIN 14 ON IC = +5V
 RESISTORS ARE 1/4W, 10%

PARTS LIST A-PL-M040-0-0

TRANSISTOR & DIODE CONVERSION CHART			
DEC	EIA	DEC	EIA
DEC3494	SAME		
DEC3790	2N3790		
DEC6534D	MPS6534		
D662	1N645		
MR2066	1N4003		

digital
 EQUIPMENT CORPORATION
 MAYNARD, MASSACHUSETTS

TITLE SOLENOID DRIVER M040
 SIZE B CODE CS NUMBER M040-0-1 REV. E
 PRINTED CIRCUIT REV. E

REV. NO.	CHG. NO.	REV.
00001		E
00002		

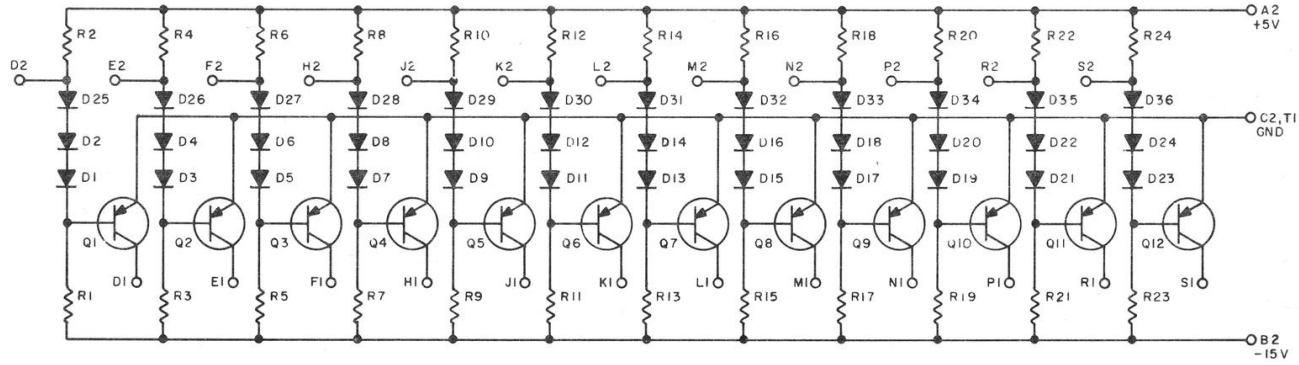
DEC FORM NO. DRB 102

5 DIST. 224,434,436³ PINK

↓

REV	NUMBER	CS	MO51-0-1	SIZE	B
-----	--------	----	----------	------	---

THIS SCHEMATIC IS FURNISHED ONLY FOR TEST AND MAINTENANCE PURPOSES. THE CIRCUITS ARE PROPRIETARY IN NATURE AND SHOULD BE TREATED ACCORDINGLY. COPYRIGHT 1968 BY DIGITAL EQUIPMENT CORPORATION



Q1 - Q12	TRANSISTOR DEC3639B	I502762
R20, R22, R24	RES. 1.5K 1/4W 5% CC	I300391
R2, R4, R6, R8, R10, R12, R14, R16, R18	RES. 15K 1/4W 5% CC	I300496
R21, R23	RES. 15K 1/4W 5% CC	I300496
R1, R3, R5, R7, R9, R11, R13, R15, R17, R19,	RES. 15K 1/4W 5% CC	I300496
D1 - D36	DIODE D664	I100114
REFERENCE DESIGNATION	DESCRIPTION	PART NO.

REVISIONS CHK/CHG NO/REV	DRN <i>M. Keller</i>	DATE 10-23-68
	CHK'R <i>M. Keller</i>	DATE 10-28-68
	ENG <i>M. Keller</i>	DATE 11-1-68
	PRD	DATE

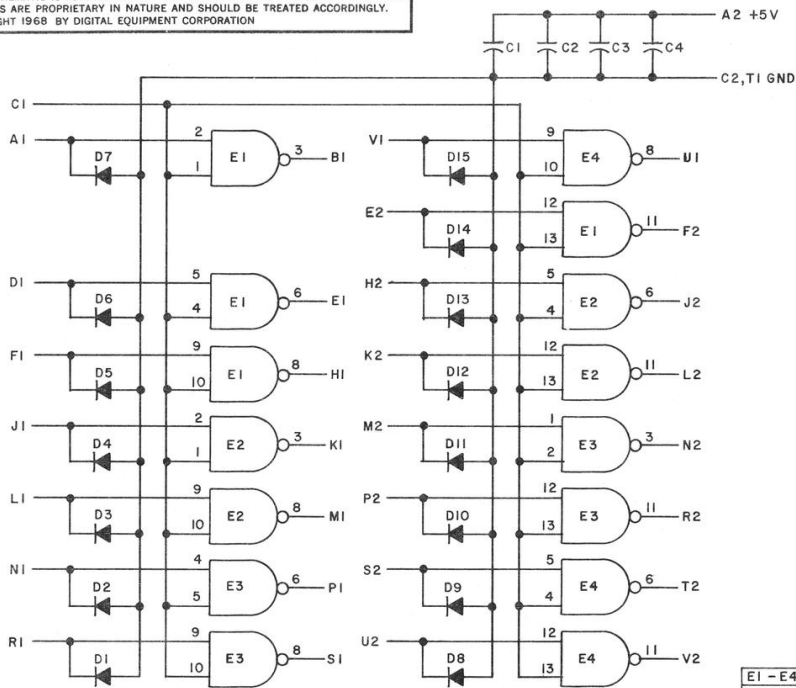
TRANSISTOR & DIODE CONVERSION CHART			
DEC	EIA	DEC	EIA
DEC3639B	2N3639		
D664	1N3606		

digital
EQUIPMENT CORPORATION
MAYNARD, MASSACHUSETTS

TITLE LEVEL CONVERTER M051			
SIZE B	CODE CS	NUMBER M051-0-1	REV
PRINTED CIRCUIT REV A			

REV. NUMBER 1-0-0-1 CS B SIZE CODE M101-0-1

THIS SCHEMATIC IS FURNISHED ONLY FOR TEST AND MAINTENANCE PURPOSES. THE CIRCUITS ARE PROPRIETARY IN NATURE AND SHOULD BE TREATED ACCORDINGLY. COPYRIGHT 1968 BY DIGITAL EQUIPMENT CORPORATION



E1 - E4	INTEGRATED CKT. DEC7400N	1905575
D1 - D15	DIODE D664	1100114
C1 - C4	CAP. .01MFD 100V 20% DISC	1001610
	PARTS LIST	A-PL-M101-0-0
REFERENCE DESIGNATION	DESCRIPTION	PART NO.

REV.	CHG	NO.	REV.

DRN.	<i>M. Walker</i>	DATE	8-5-68
CHKD	<i>[Signature]</i>	DATE	8-2-68
ENG.	<i>[Signature]</i>	DATE	8-1-68
PROD.	<i>[Signature]</i>	DATE	8-1-68

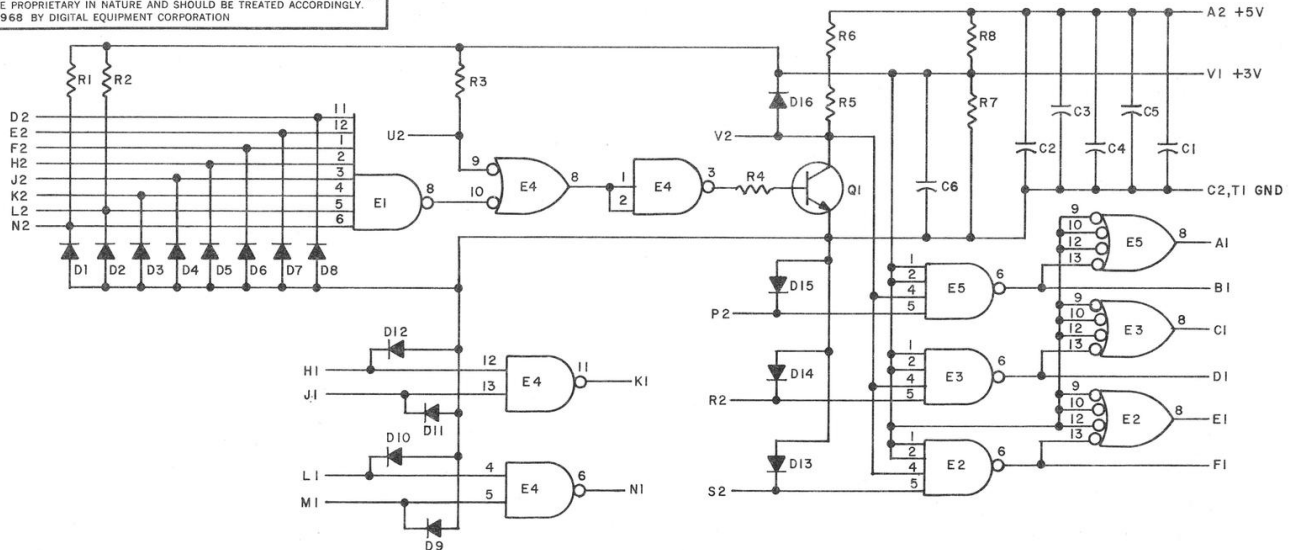
TRANSISTOR & DIODE CONVERSION CHART			
DEC	EIA	DEC	EIA
D664	IN3606		



TITLE			
BUS DATA INTERFACE M101			
SIZE	CODE	NUMBER	REV.
B	CS	M101-0-1	
PRINTED CIRCUIT REV.			
A			

REV. A
 NUMBER M103-0-1
 B CS
 SIZE CODE

THIS SCHEMATIC IS FURNISHED ONLY FOR TEST AND MAINTENANCE PURPOSES. THE CIRCUITS ARE PROPRIETARY IN NATURE AND SHOULD BE TREATED ACCORDINGLY. COPYRIGHT 1968 BY DIGITAL EQUIPMENT CORPORATION

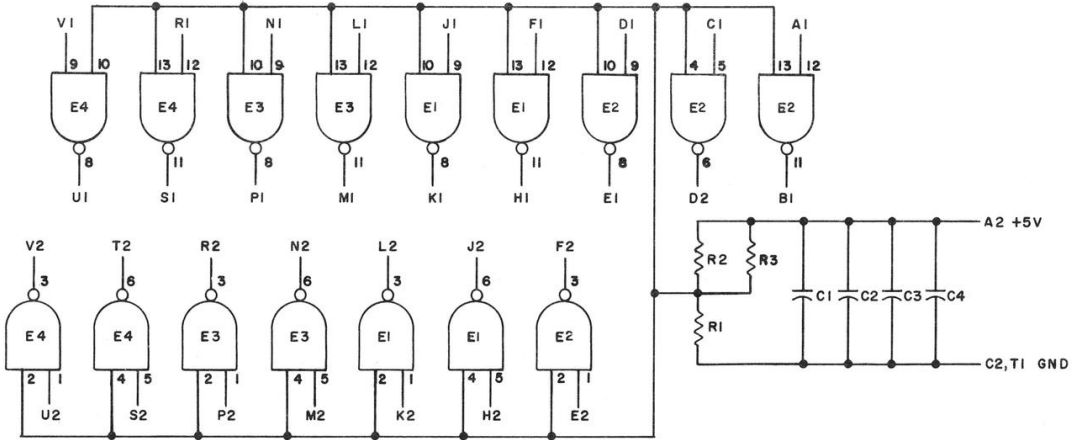


Q1	TRANSISTOR DEC3009B-5	I503100
E4	INTEGRATED CKT. DEC7400N	I905575
E2, E3, E5	INTEGRATED CKT. DEC74H40N	I905586
E1	INTEGRATED CKT. DEC7430N	I905578
R8	RES. 330 1/4W 5% CC	I300295
R4-R7	RES. 750 1/4W 5% CC	I301401
R1, R2, R3	RES. 8.2K 1/4W 5% CC	I303179
D1-D16	DIODE D664	I100114
C1-C6	CAP. .01MFD 100V 20% DISC	I001610
	PARTS LIST	A-PL-M103-0-0
REFERENCE DESIGNATION	DESCRIPTION	PART NO.

REVISIONS CHG NO. REV. 1 00001 A	DRN <i>W. Miller</i> DATE <i>12-4-68</i>	TRANSISTOR & DIODE CONVERSION CHART		digital EQUIPMENT CORPORATION MAYNARD, MASSACHUSETTS	TITLE DEVICE SELECTOR M103	
	CHK'D <i>W. Miller</i> DATE <i>3-11-69</i>	DEC EIA DEC3009B 2N3009	SIZE CODE NUMBER B CS M103-0-1			REV. A
	ENG. <i>W. Miller</i> DATE <i>12-11-68</i>	D664 1N3606	PRINTED CIRCUIT REV.			B
	PROD. DATE					

REV. A
 NUMBER M111-0-1
 SIZE B
 CODE CS
 M111-0-1

THIS SCHEMATIC IS FURNISHED ONLY FOR TEST AND MAINTENANCE PURPOSES. THE CIRCUITS ARE PROPRIETARY IN NATURE AND SHOULD BE TREATED ACCORDINGLY. COPYRIGHT 1968 BY DIGITAL EQUIPMENT CORPORATION



NOTES:
 PIN 7 ON EACH IC = GND
 PIN 14 ON EACH IC = +5V

E1-E4	INTEGRATED CKT. DEC7400N	1905575
R1-R3	RES. 750 1/4W 5% CC	1301401
C1-C4	CAP. .01MFD 100V 20% DISC	1001610
PARTS LIST		A-PL-M111-0-0
REFERENCE DESIGNATION	DESCRIPTION	PART NO.

PARTS LIST

REVISIONS	DRN.	DATE
CHK CHG NO. REV.	<i>M. Walker</i>	5-21-68
000001 A	CHK'D	DATE
	<i>M. Walker</i>	6/11/68
	ENG.	DATE
	<i>John Gagnier</i>	7/25/68
	PROD.	DATE

TRANSISTOR & DIODE CONVERSION CHART			
DEC	EIA	DEC	EIA

digital
 EQUIPMENT CORPORATION
 MAYNARD, MASSACHUSETTS

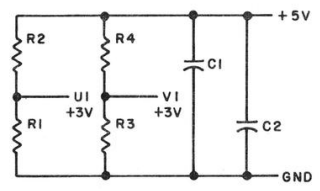
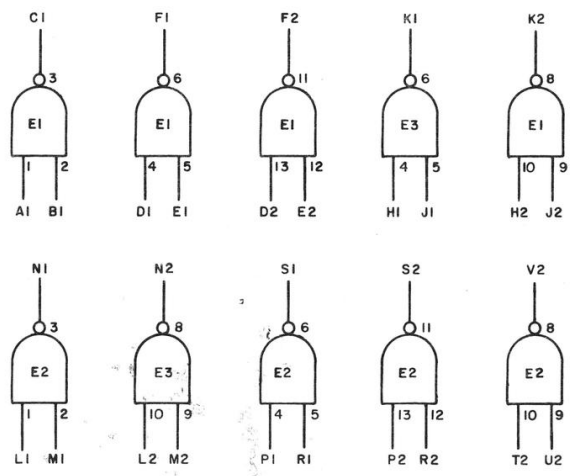
TITLE
INVERTER M111

SIZE	CODE	NUMBER	REV.
B	CS	M111-0-1	A
PRINTED CIRCUIT REV.			
C			

SIZE CODE B CS M13-0-1
 NUMBER
 REV C

THIS SCHEMATIC IS FURNISHED ONLY FOR TEST AND MAINTENANCE PURPOSES. THE CIRCUITS ARE PROPRIETARY IN NATURE AND SHOULD BE TREATED ACCORDINGLY. COPYRIGHT 1967 BY DIGITAL EQUIPMENT CORPORATION

+5V ——— A2
 NOT USED -15V ——— B2
 GND ——— C2, T1



NOTES:
 PIN 7 ON EACH IC = GND
 PIN 14 ON EACH IC = +5V

E1 THRU E3	INTEGRATED CKT. DEC7400N	1905575
R1 AND R3	RES. 750 1/4W 5% CC	1301401
R2 AND R4	RES. 330 1/4W 10% CC	1300293
C1 AND C2	CAP. .01MFD 100V 20% DISC	1001610
PARTS LIST		A-PL-M113-0-0
REFERENCE DESIGNATION	DESCRIPTION	PART NO.

REVISIONS	CHG	PROJ	REV
6425	A		
6801	B		
000001	C		

DRN	W. Waller	DATE	3-15-67
CHK'D		DATE	4-11-67
ENG	M. Sweeney	DATE	4-11-67
PROD	W. White	DATE	

TRANSISTOR & DIODE CONVERSION CHART			
DEC	EIA	DEC	EIA

digital
 EQUIPMENT CORPORATION
 MAYNARD, MASSACHUSETTS

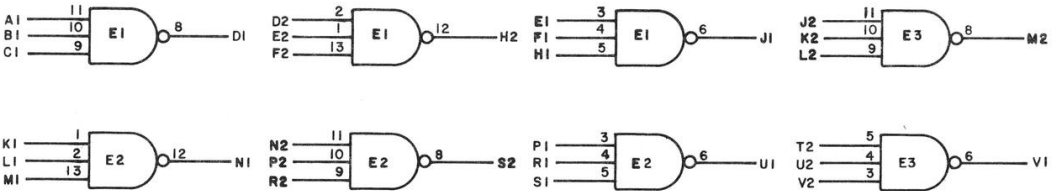
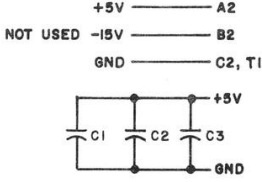
TITLE: 10-2 INPUT NAND GATES M113

SIZE B CODE CS NUMBER M113-0-1 REV. C

PRINTED CIRCUIT REV. D

C REV. 1
 NUMBER MI15-0-1
 SIZE B
 CODE CS
 NUMBER MI15-0-1

THIS SCHEMATIC IS FURNISHED ONLY FOR TEST AND MAINTENANCE PURPOSES. THE CIRCUITS ARE PROPRIETARY IN NATURE AND SHOULD BE TREATED ACCORDINGLY. COPYRIGHT 1967 BY DIGITAL EQUIPMENT CORPORATION



NOTES:
 PIN 7 ON EACH IC = GND
 PIN 14 ON EACH IC = +5V

E1 THRU E3	INTEGRATED CKT. DEC7410N	1905576
C1 THRU C3	CAP. .01MFD 100V 20% DISC	1001610
REFERENCE DESIGNATION	PARTS LIST	A-PL-MI15-0-0
	DESCRIPTION	PART NO.

REVISIONS	CHK	CHG NO.	REV.
1	MM	00001	C
2	MM	00002	B
3	MM	00003	A

DRN. <i>W. Walker</i>	DATE 4-20-67
CHK'D	DATE 4-21-67
ENG. <i>Z. White</i>	DATE 4-21-67
PROD.	DATE

TRANSISTOR & DIODE CONVERSION CHART			
DEC	EIA	DEC	EIA

digital

EQUIPMENT CORPORATION
MAYNARD, MASSACHUSETTS

TITLE: 8-3 INPUT NAND GATES MI15

SIZE B	CODE CS	NUMBER MI15-0-1	REV. C
--------	---------	-----------------	--------

PRINTED CIRCUIT REV. D

↑ PINK

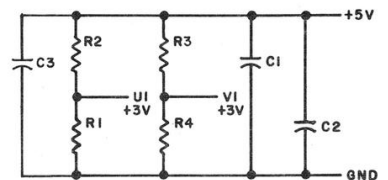
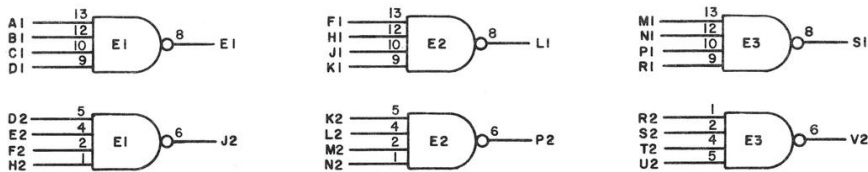
DIST. 224434433

↓

B	CS	MI17-0-1	NUMBER
E	REV.		

THIS SCHEMATIC IS FURNISHED ONLY FOR TEST AND MAINTENANCE PURPOSES. THE CIRCUITS ARE PROPRIETARY IN NATURE AND SHOULD BE TREATED ACCORDINGLY. COPYRIGHT 1967 BY DIGITAL EQUIPMENT CORPORATION

+5V ——— A2
 NOT USED -15V ——— B2
 GND ——— C2, T1



NOTES:
 PIN 7 ON EACH IC = GND
 PIN 14 ON EACH IC = +5V

E1 THRU E3	INTEGRATED CKT. DEC7420N	1905577
R1 & R4	RES. 750 1/4W 5% CC	1301401
R2 & R3	RES. 330 1/4W 10% CC	1300293
C1 THRU C3	CAP. .01MFD 100V 20% DISC	1001610
PARTS LIST		A-PL-M117-0-0
REFERENCE DESIGNATION	DESCRIPTION	PART NO.

REVISIONS	DRN.	DATE	TRANSISTOR & DIODE CONVERSION CHART			
CHK	<i>M. Waller</i>	3-15-67	DEC	EIA	DEC	EIA
NO						
REV						
6424 A						
6799 B						
00001 C						
00002 D						
00002 E						
	CHK'D	DATE				
	<i>M. Waller</i>	4-21-67				
	ENG	DATE				
	<i>R. White</i>	4-21-67				
	PROD.	DATE				

digital
 EQUIPMENT CORPORATION
 MAYNARD, MASSACHUSETTS

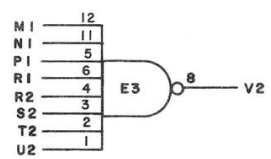
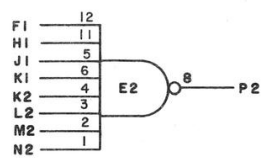
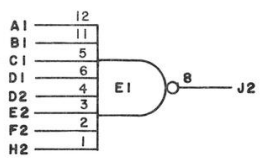
TITLE			
6-4 INPUT NAND GATES M117			
SIZE	CODE	NUMBER	REV.
B	CS	MI17-0-1	E
PRINTED CIRCUIT REV.			
E			

D 2 K

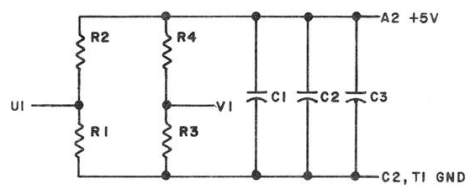
D157 324 434 433 3

REV. B
 NUMBER M119-0-1
 CS SIZE B

THIS SCHEMATIC IS FURNISHED ONLY FOR TEST AND MAINTENANCE PURPOSES. THE CIRCUITS ARE PROPRIETARY IN NATURE AND SHOULD BE TREATED ACCORDINGLY. COPYRIGHT 1967 BY DIGITAL EQUIPMENT CORPORATION



NOTES:
 PIN 7 ON EACH IC = GND
 PIN 14 ON EACH IC = +5V



E1 THRU E3	INTEGRATED CKT. DEC7430N	1905578
R2 & R4	RES. 330 1/4W 10% CC	1300293
R1 & R3	RES. 750 1/4W 5% CC	1301401
C1 THRU C3	CAP. 0.01MFD 100V 20% DISC	1001610
PARTS LIST		A-PL-M119-0-0
REFERENCE DESIGNATION	DESCRIPTION	PART NO.

REVISIONS	DRN.	DATE
CHK/CHG NO./REV.	<i>M. Walker</i>	<i>8-1-67</i>
6804 A	CHK'D	DATE
M1 00001 B	<i>F. Salzman</i>	<i>7/14/67</i>
	ENG.	DATE
	<i>Alan Keck</i>	<i>8/11/67</i>
	PROD.	DATE

TRANSISTOR & DIODE CONVERSION CHART			
DEC	EIA	DEC	EIA

digital
 EQUIPMENT CORPORATION
 MAYNARD, MASSACHUSETTS

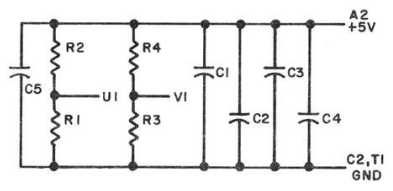
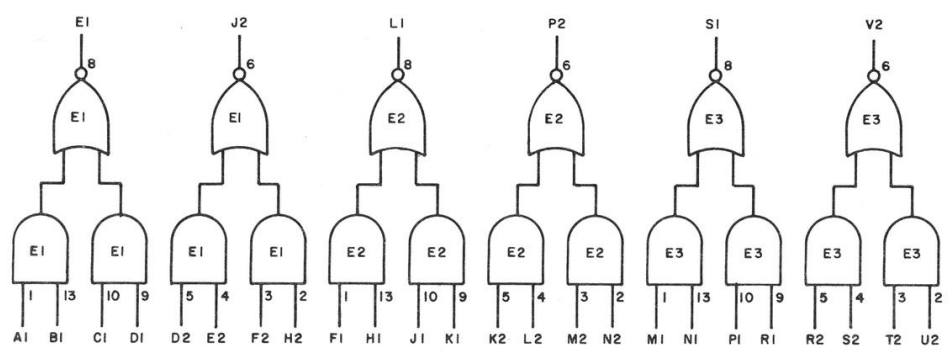
TITLE: **3-8 INPUT NAND-GATES**
 NUMBER: **M119-0-1**
 REV. **B**

PRINTED CIRCUIT REV. **C**

DIST. 324 434 433

REV. C
 NUMBER M121-0-1
 SIZE 8 CS
 CODE M121-0-1
 3215

THIS SCHEMATIC IS FURNISHED ONLY FOR TEST AND MAINTENANCE PURPOSES. THE CIRCUITS ARE PROPRIETARY IN NATURE AND SHOULD BE TREATED ACCORDINGLY. COPYRIGHT 1967 BY DIGITAL EQUIPMENT CORPORATION



NOTES:
 PIN 7 ON EACH IC = GND
 PIN 14 ON EACH IC = +5V

E1 THRU E3	INTEGRATED CKT. DEC7450N	1905580
R2 & R4	RES. 330 1/4W 10% CC	1300293
R1 & R3	RES. 750 1/4W 5% CC	1301401
C1 THRU C5	CAP. .01MFD 100V 20% DISC	1001610
PARTS LIST		A-PL-M121-0-0
REFERENCE DESIGNATION	DESCRIPTION	PART NO.

REVISIONS	DRN	DATE
CHK'G NO. REV.	<i>M. Waller</i>	9-21-67
6802 A	CHK'D	DATE
MM/00001 B	<i>W. Johnson</i>	4-21-67
MM/00002 C	ENG.	DATE
	<i>S. White</i>	4-21-67
	PROD.	DATE

TRANSISTOR & DIODE CONVERSION CHART			
DEC	EIA	DEC	EIA

digital
 EQUIPMENT CORPORATION
 MAYNARD, MASSACHUSETTS

TITLE: AND-NOR GATE M121

SIZE B CODE CS NUMBER M121-0-1 REV. C

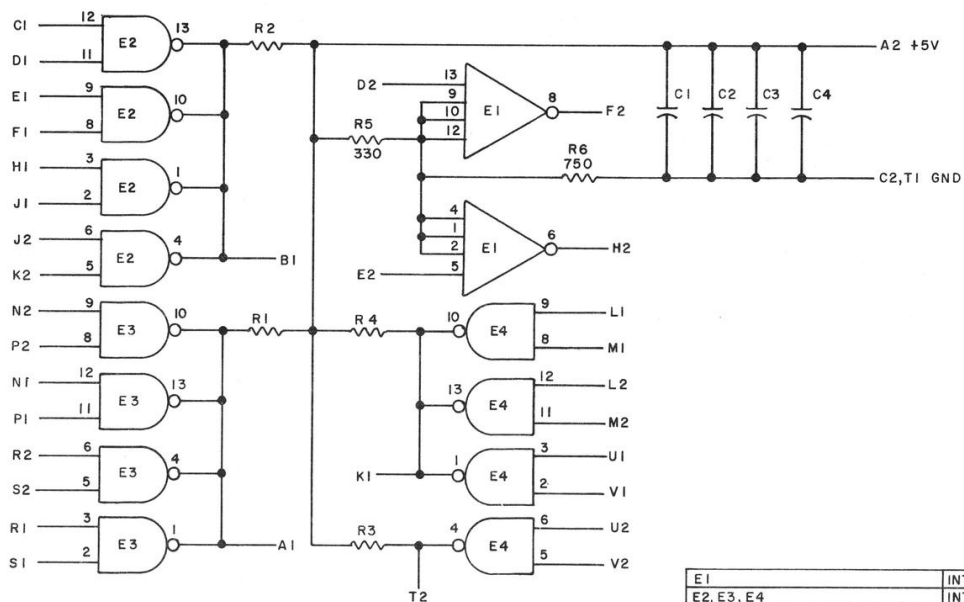
PRINTED CIRCUIT REV. D

↑ PINK

DIST 324 434 435 3 5

REV. B CS M141-0-1

THIS SCHEMATIC IS FURNISHED ONLY FOR TEST AND MAINTENANCE PURPOSES. THE CIRCUITS ARE PROPRIETARY IN NATURE AND SHOULD BE TREATED ACCORDINGLY. COPYRIGHT 1967 BY DIGITAL EQUIPMENT CORPORATION



NOTE:
PIN 7 ON EACH IC = GND
PIN 14 ON EACH IC = +5V

E1	INTEGRATED CKT. DEC7420N	I90577
E2, E3, E4	INTEGRATED CKT. DEC7401N	I905590
R6	RES. 750 1/4W 5% CC	I301401
R5	RES. 330 1/4W 10% CC	I300293
R1 THRU R4	RES. 1.5K 1/4W 5% CC	I300391
C1 THRU C4	CAP. .01MFD 100V 20% DISC	I001610
PARTS LIST		A-PL-M141-0-0
REFERENCE DESIGNATION	DESCRIPTION	PART NO.

REV. 1	00001	B
REV. 2		
REV. 3		
REV. 4		

DRN. M. HALLER	DATE 10-6-67
CHK'D R. SILVERMAN	DATE 10-13-67
ENG. L. WHITE	DATE 10-13-67
PROD.	DATE

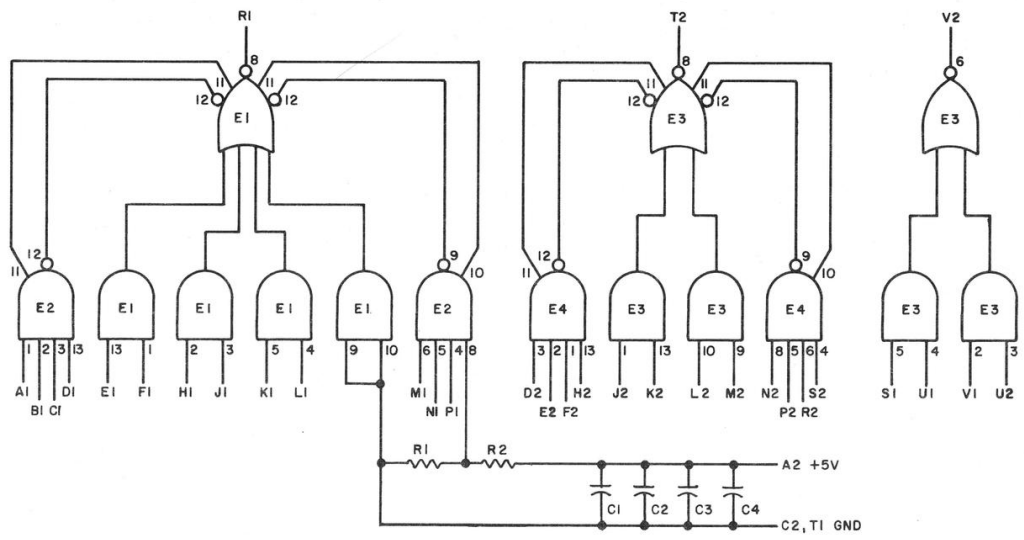
TRANSISTOR & DIODE CONVERSION CHART			
DEC	EIA	DEC	EIA

digital
EQUIPMENT CORPORATION
MAYNARD, MASSACHUSETTS

TITLE AND/NOR GATES M141			
SIZE B	CODE CS	NUMBER M141-0-1	REV. B
PRINTED CIRCUIT REV. C			

REV. B
 NUMBER M160-0-1
 CS B
 SIZE

THIS SCHEMATIC IS FURNISHED ONLY FOR TEST AND MAINTENANCE PURPOSES. THE CIRCUITS ARE PROPRIETARY IN NATURE AND SHOULD BE TREATED ACCORDINGLY. COPYRIGHT 1967 BY DIGITAL EQUIPMENT CORPORATION



NOTES
 PIN 7 ON EACH IC = GND
 PIN 14 ON EACH IC = +5V

E3	INTEGRATED CKT. DEC7450N	1905580
E1	INTEGRATED CKT. DEC7453N	1905582
E2 & E4	INTEGRATED CKT. DEC7460N	1905581
R2	RES. 4.7K 1/4W 10% CC	1300448
R1	RES. 6.8K 1/4W 10% CC	1300463
C1 THRU C4	CAP. 0.1MFD 100V 20% DISC	1001610
PARTS LIST		A-PL-M160-0-0
REFERENCE DESIGNATION	DESCRIPTION	PART NO.

REV. NO.	REV.
1	A
2	B

DRN.	DATE
M. Waller	8-24-67
CHK'D	DATE
10/1/67	5/13/67
PROD.	DATE
10/1/67	5/16/67

TRANSISTOR & DIODE CONVERSION CHART			
DEC	EIA	DEC	EIA

digital
 EQUIPMENT CORPORATION
 MAYNARD, MASSACHUSETTS

TITLE: GATE MODULE M160

SIZE CODE NUMBER: B CS M160-0-1 REV. B

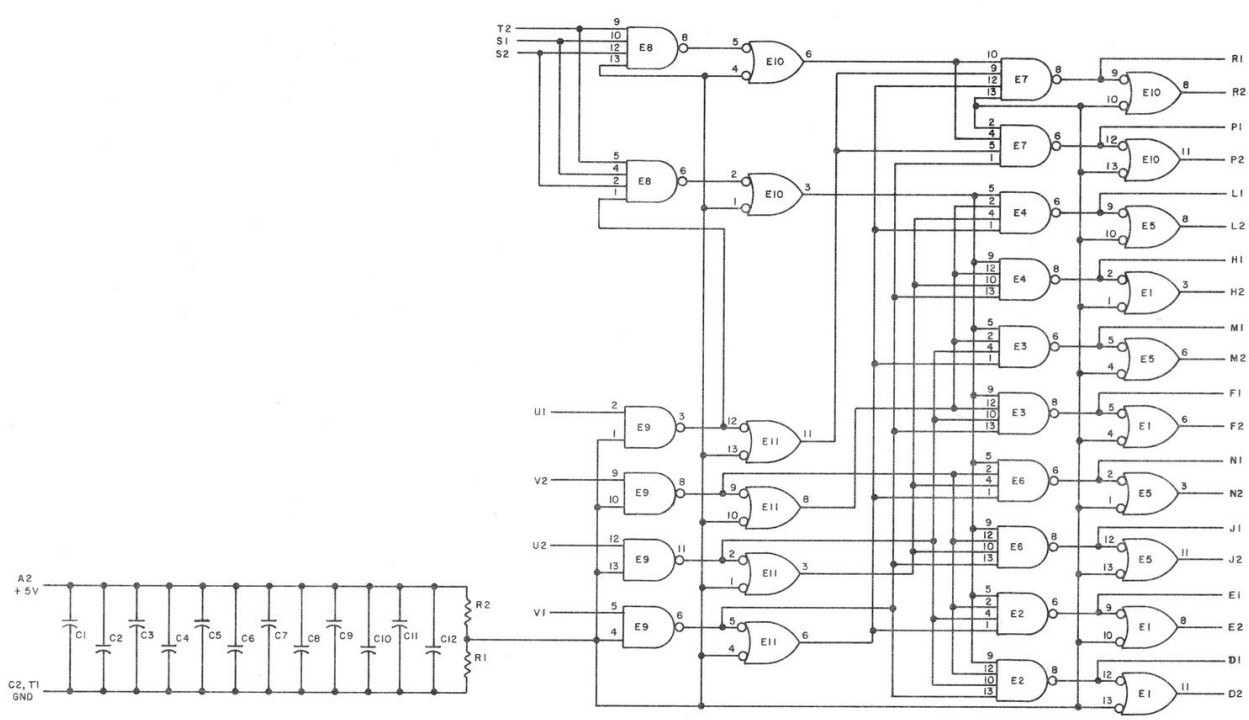
PRINTED CIRCUIT REV. D

DOT 324 434 433 5



PINK

THIS SCHEMATIC IS FURNISHED ONLY FOR TEST AND MAINTENANCE PURPOSES. THE CIRCUITS ARE PROPRIETARY IN NATURE AND SHOULD BE TREATED ACCORDINGLY. COPYRIGHT 1967 BY DIGITAL EQUIPMENT CORPORATION



PIN 7 ON EACH IC = GND
PIN 14 ON EACH IC = +5V

E1, E5, E9, E10, E11	INTEGRATED CKT. DEC7400N	1905575
E2, E3, E4, E6, E7, E8	INTEGRATED CKT. DEC7420N	1905577
R2	RES. 330 1/4W 10% CC	1300293
R1	RES. 750 1/4W 5% CC	1301401
C1 THRU C12	CAP. .01MFD 100V 20% DISC	1001610
PARTS LIST		A-PL-M161-0-0
REFERENCE DESIGNATION	DESCRIPTION	PART NO.

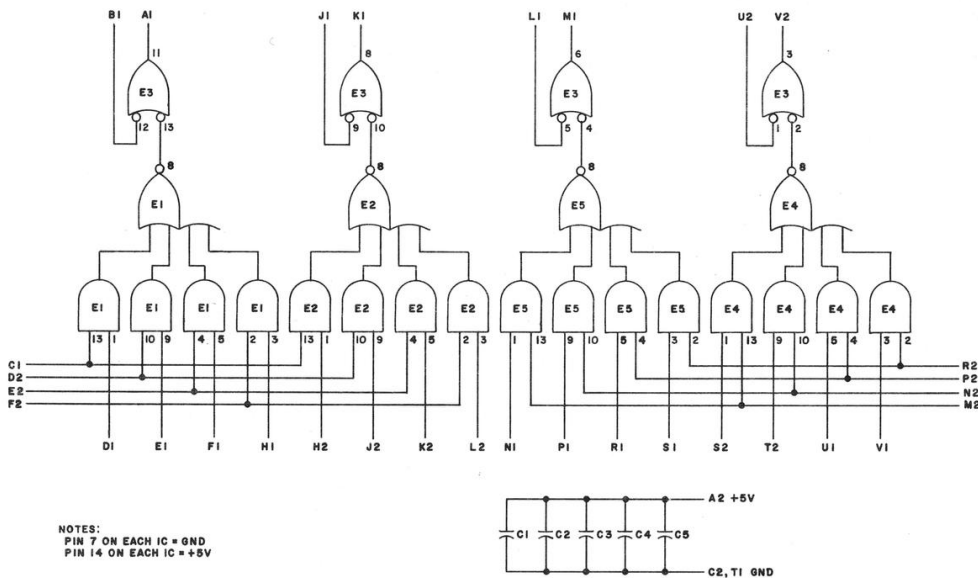
REV.	CHG. NO.	REV.	A	B
1	1	1	1	1
2	1	1	1	1

DRN	DATE	TRANSISTOR & DIODE CONVERSION CHART			
DATE	DATE	DEC	EIA	DEC	EIA
ENG.	DATE				
PROD.	DATE				

digital EQUIPMENT CORPORATION
 TITLE: BINARY TO OCTAL/DECIMAL DECODER M161
 NUMBER: M161-0-1
 PRINTED CIRCUIT REV. C

REV. BY B
NUMBER C I CS M161-0-1

THIS SCHEMATIC IS FURNISHED ONLY FOR TEST AND MAINTENANCE PURPOSES. THE CIRCUITS ARE PROPRIETARY IN NATURE AND SHOULD BE TREATED ACCORDINGLY. COPYRIGHT 1967 BY DIGITAL EQUIPMENT CORPORATION.



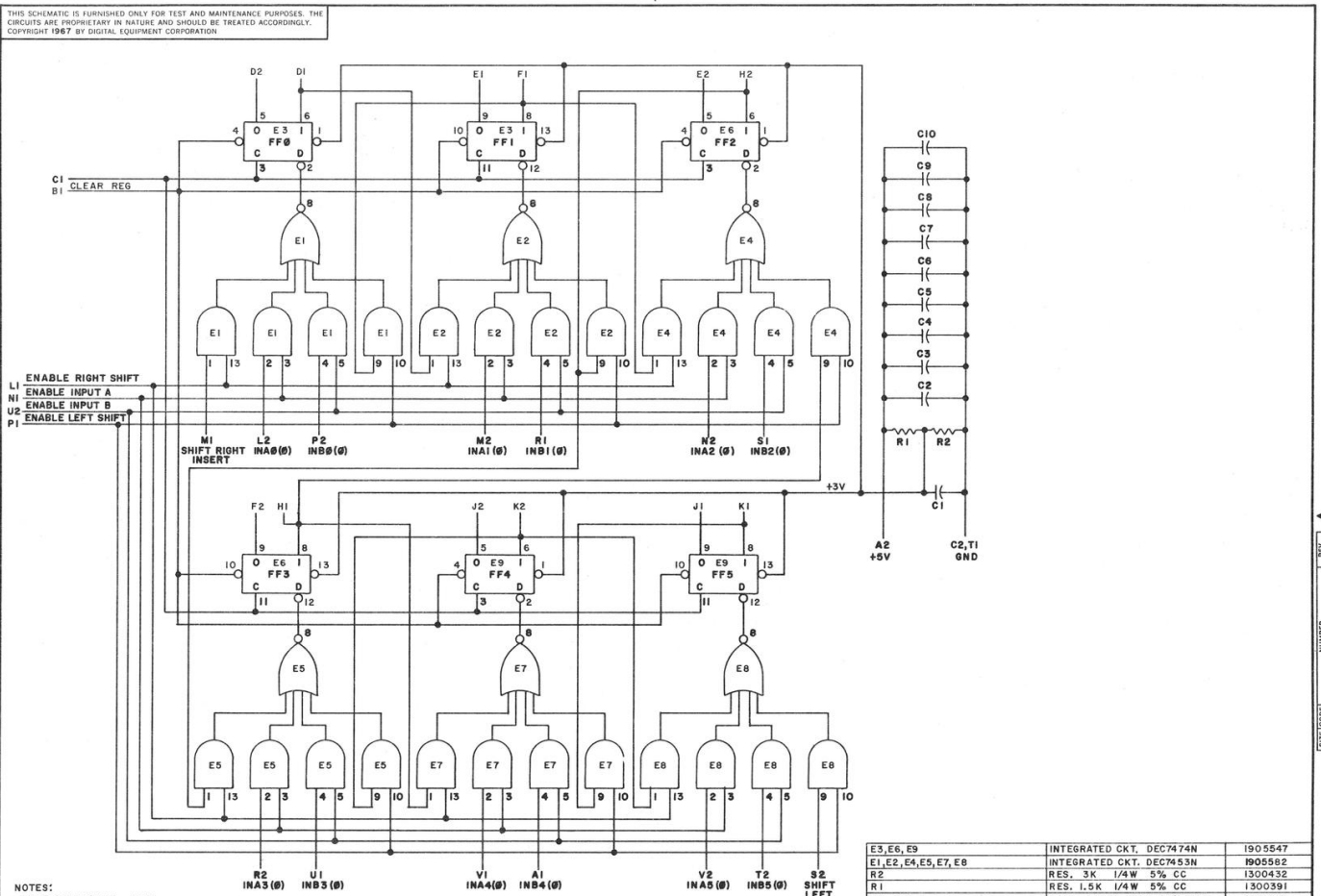
E3	INTEGRATED CKT. DEC7400N	1905575
E1, E2, E4, E5	INTEGRATED CKT. DEC7453N	1905582
C1 THRU C5	CAP. DIMFD 100V 20% DISC	1001810
PARTS LIST		A-PL-M169-0-0
REFERENCE DESIGNATION	DESCRIPTION	PART NO.

REVISIONS CHKD (CHK NO.) REV.	GRN. <i>Dr. Waller</i>	DATE <i>11-8-67</i>	TRANSISTOR & DIODE CONVERSION CHART		TITLE digital GATING MODULE M169	
	DATE	DATE	DEC	EIA		DEC
	CHK'D <i>R. J. Sullivan</i>	DATE <i>11/16/67</i>				
	ENG. <i>R. J. Sullivan</i>	DATE <i>11-16-67</i>				
	PROD. <i>J. J. Sullivan</i>	DATE <i>11-16-67</i>				

EQUIPMENT CORPORATION
 MAYFORD, MASSACHUSETTS
 SIZE CODE NUMBER REV.
 C CS M169-0-1 A
 PRINTED CIRCUIT REV. B

REV. NUMBER
C CS M169-0-1

THIS SCHEMATIC IS FURNISHED ONLY FOR TEST AND MAINTENANCE PURPOSES. THE CIRCUITS ARE PROPRIETARY IN NATURE AND SHOULD BE TREATED ACCORDINGLY. COPYRIGHT 1967 BY DIGITAL EQUIPMENT CORPORATION.



NOTES:
PIN 7 ON EACH IC = GND
PIN 14 ON EACH IC = +5V

E3, E6, E9	INTEGRATED CKT. DEC7474N	1905547
E1, E2, E4, E5, E7, E8	INTEGRATED CKT. DEC7453N	1905582
R2	RES. 3K 1/4W 5% CC	1300432
R1	RES. 1.5K 1/4W 5% CC	1300591
C1 - C10	CAP. .01MFD 100V 20% DISC	1001810
PARTS LIST		A-PL-M212-0-0
REFERENCE DESIGNATION	DESCRIPTION	PART NO.

REVISIONS	DWN BY: Miller	DATE 11/14/67	TRANSISTOR & DIODE CONVERSION CHART					TITLE 6 BIT L-R SHIFT REGISTER M212
			DEC	EIA	DEC	EIA		
CHG'D.	DATE	11/27/67					SIZE	
ENG'D.	DATE	11/14/67					CODE	
PROD.	DATE						NUMBER	
							B	
							REV	
							B	

DEC FORM NO. D1C 102

PRINTED CIRCUIT REV. B

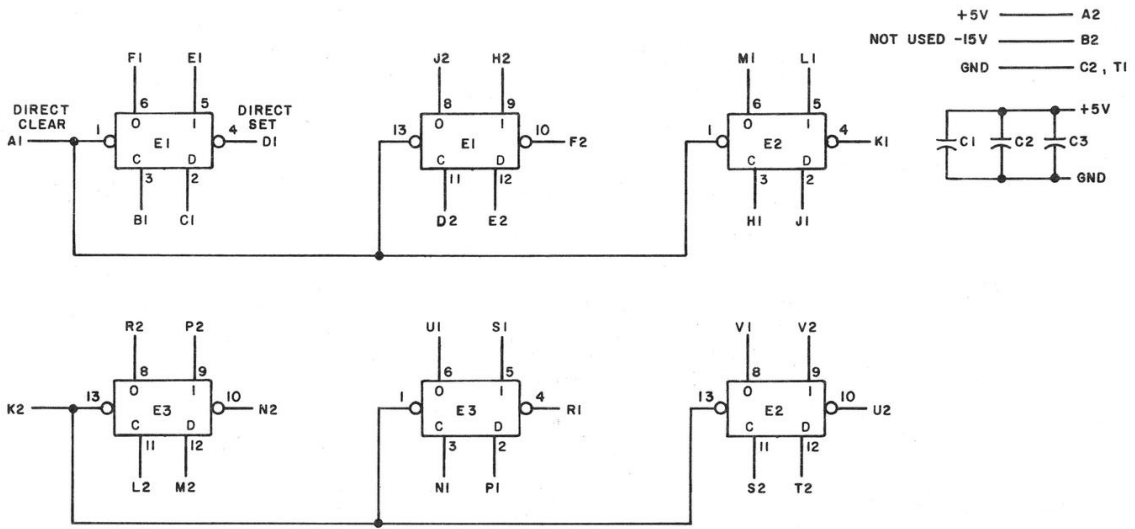
WAYLAND, MASSACHUSETTS

PINK DIST: 324 494 4352

SIZE CODE NUMBER
C 1 CS M212-0-1 REV. B

REV. B
 NUMBER M216-0-1
 CS B
 SIZE

THIS SCHEMATIC IS FURNISHED ONLY FOR TEST AND MAINTENANCE PURPOSES. THE CIRCUITS ARE PROPRIETARY IN NATURE AND SHOULD BE TREATED ACCORDINGLY. COPYRIGHT 1967 BY DIGITAL EQUIPMENT CORPORATION



NOTES:
 PIN 7 ON EACH IC = GND
 PIN 14 ON EACH IC = +5V

E1 THRU E3	INTEGRATED CKT. DEC7474N	1905547
C1 THRU C3	CAP. .01 MFD 100V 20% DISC	1001610
	PARTS LIST	A-PL-M216-0-0
REFERENCE DESIGNATION	DESCRIPTION	PART NO.

REV.	CHG	NO.	REV.
1	8806	A	
2	100001	B	

DRN. <i>M. Waller</i>	DATE <i>4-15-67</i>
CHK'D <i>[Signature]</i>	DATE <i>4/24/67</i>
ENR. <i>[Signature]</i>	DATE <i>4/28/67</i>
PROD. <i>[Signature]</i>	DATE

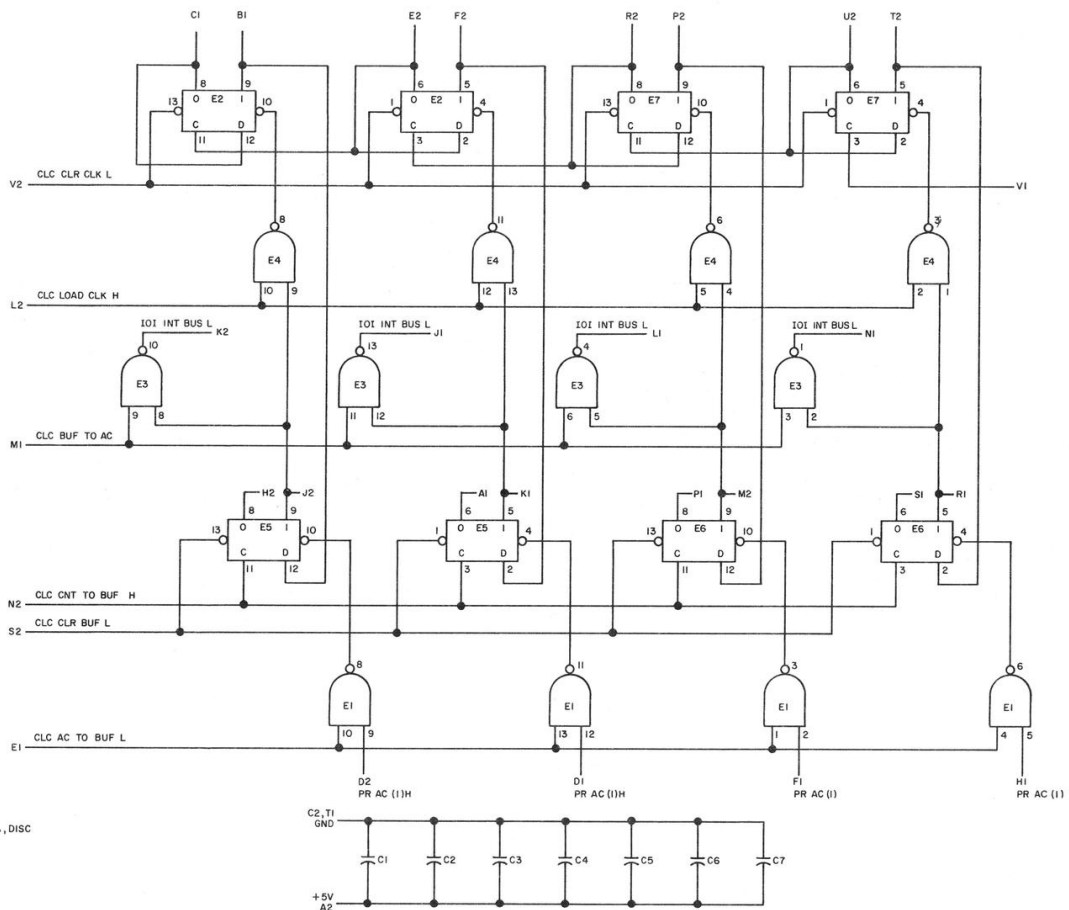
TRANSISTOR & DIODE CONVERSION CHART			
	DEC	EIA	
	DEC	EIA	
	DEC	EIA	
	DEC	EIA	

digital		TITLE	
EQUIPMENT CORPORATION		SIX FLIP-FLOPS M216	
SIZE B	CODE CS	NUMBER M216-0-1	REV. B
MAYNARD, MASSACHUSETTS		PRINTED CIRCUIT REV. C	

DEC FORM NO. DRB 102

PINK DIST. 324 434 435 5

THIS SCHEMATIC IS FURNISHED ONLY FOR TEST AND MAINTENANCE PURPOSES. THE CIRCUITS ARE PROPRIETARY IN NATURE AND SHOULD BE TREATED ACCORDINGLY. COPYRIGHT 1969 BY DIGITAL EQUIPMENT CORPORATION.



UNLESS OTHERWISE INDICATED:
 PIN 7 ON EACH IC = GND
 PIN 14 ON EACH IC = +5V
 CAPACITORS ARE .01MFD, 100V, 20%, DISC
 E2, E5, E6 AND E7 ARE DEC 7474N
 E1 AND E4 ARE DEC 7400N
 E3 IS A DEC 7401N

DRN: *E. BUTLER* DATE: *4/2/68*
 CHK'D: *C. A. Adelle* DATE: *11/16/68*
 DES: *R. J. Conway* DATE: *4/7/68*
 PRG: *R. Johnson* DATE: *4/7/68*

TRANSISTOR & DIODE CONVERSION CHART			
DEC	EIA	DEC	EIA

digital CORPORATION
 NATHAN, MASSACHUSETTS

TITLE: **CLOCK REGISTER M217**

SIZE: C CODE: CS NUMBER: M217-0-1 REV: A

PRINTED CIRCUIT REV. A

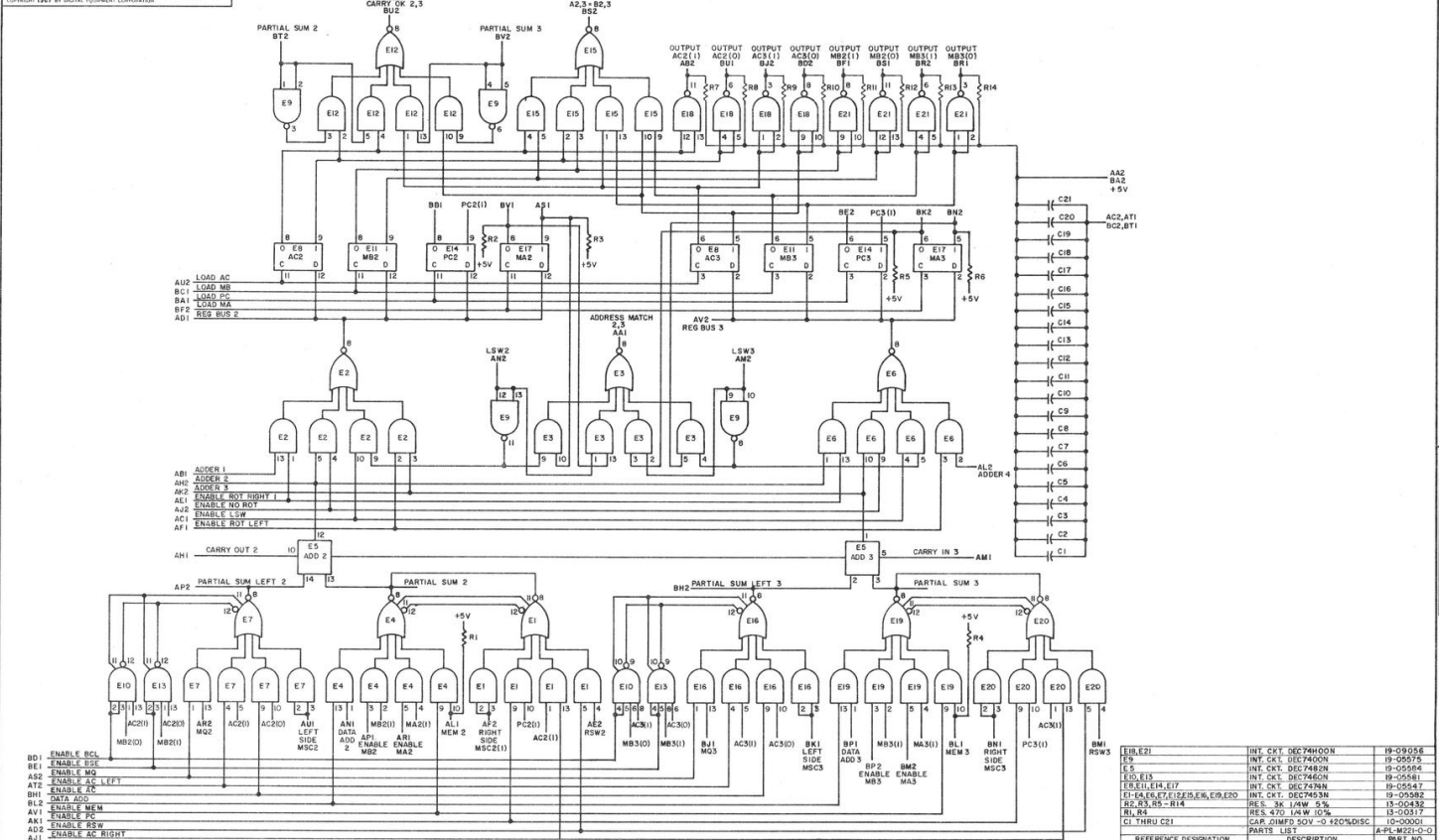
REVISIONS
 CHK DIS NO. REV.

DEC FORM NO. 102

REV: M217-0-1

324,434,435-3 PINK

THIS DOCUMENT IS UNCLASSIFIED EXCEPT FOR THE TITLE AND WHEREAS APPLICABLE, THE
 CLASSIFICATION AND CONTROL INSTRUCTIONS ARE TO BE OBSERVED AND SHOULD BE OBSERVED ACCORDINGLY.
 COPYRIGHT 1987 BY DIGITAL EQUIPMENT CORPORATION



NOTES:
 PIN 3 ON EACH IC EXCEPT E5 = GND
 PIN 14 ON EACH IC EXCEPT E5 = +5V
 PIN 11 ON E5 = GND
 PIN 4 ON E5 = +5V



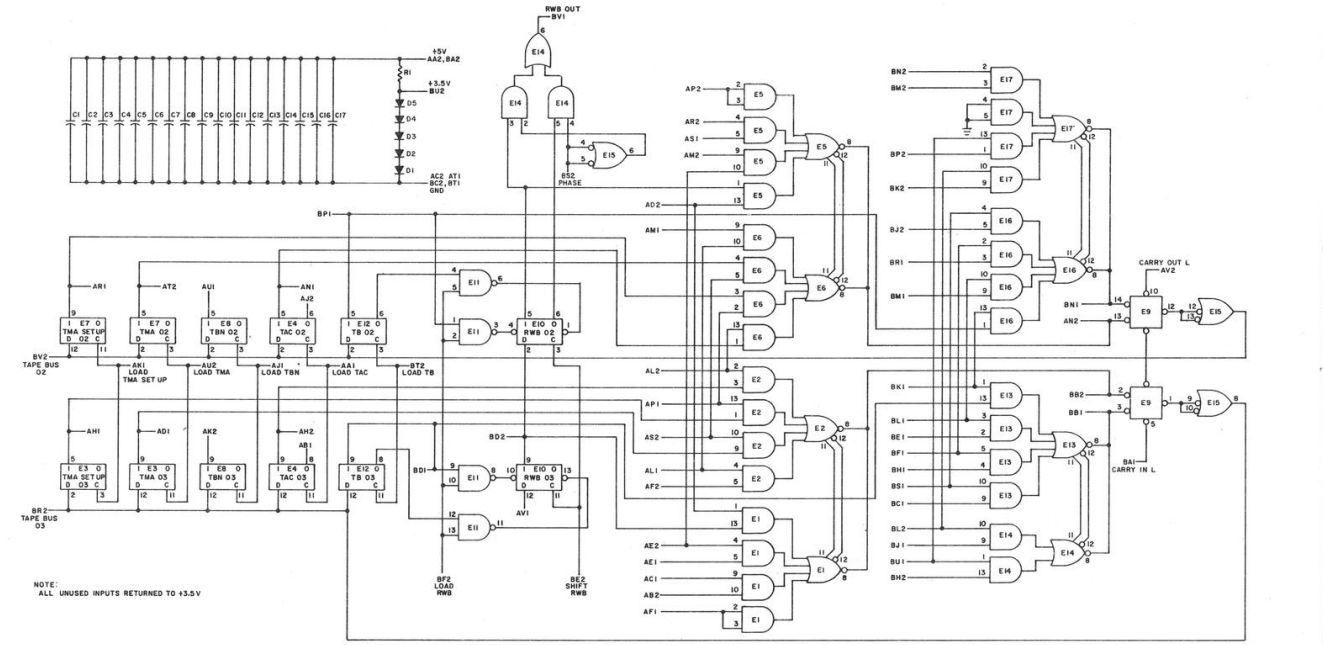
REF. DESIGNATION	DESCRIPTION	QUANTITY
E1-E9	7410 NAND GATES	9
E10-E20	74181 ALU CHIPS	11
C1-C8	REG BUS 3	8
A1-A8	REG BUS 1	8
B1-B8	REG BUS 2	8
R1-R4	RESISTORS	4

REF. DESIGNATION	DESCRIPTION	QUANTITY
E1-E9	7410 NAND GATES	9
E10-E20	74181 ALU CHIPS	11
C1-C8	REG BUS 3	8
A1-A8	REG BUS 1	8
B1-B8	REG BUS 2	8
R1-R4	RESISTORS	4

REF. DESIGNATION	DESCRIPTION	QUANTITY
E1-E9	7410 NAND GATES	9
E10-E20	74181 ALU CHIPS	11
C1-C8	REG BUS 3	8
A1-A8	REG BUS 1	8
B1-B8	REG BUS 2	8
R1-R4	RESISTORS	4

THIS DOCUMENT IS UNCLASSIFIED EXCEPT FOR TEXT AND IDENTIFICATION NUMBERS. THE CONTENTS ARE PROPRIETARY IN NATURE AND SHOULD BE TREATED ACCORDINGLY. COPYRIGHT 1988 BY DIGITAL EQUIPMENT CORPORATION.

W 1-0-222R 103 B
 103 B



NOTE: ALL UNUSED INPUTS RETURNED TO +3.5V

REFERENCE DESIGNATION	DESCRIPTION	PARTS LIST	PART NO.
D1-D5	DIODE D462		1100113
E14	INTEGRATED CRT. DECM33M		1905562
E1E2, E5, E6, E16, E17	INTEGRATED CRT. DECM33M		1905562
E11, E15	INTEGRATED CRT. DECM33M		1905575
E8	INTEGRATED CRT. DECM33M		1905564
E3, E6, E7, E8, E10, E12	INTEGRATED CRT. DECM33M		1905547
E1	RES. 250 OHM 5% CC		1007171
C1 - C17	CAP. 01 MFD 100V 20% DISC		1006160
	PARTS LIST		APL-14522-0-0

TRANSFORMER & DIODE CONVERSION CHART

TRANSFORMER	DIODE	DESCRIPTION	REVISION

REGISTER M222

DIGITAL EQUIPMENT CORPORATION

DATE: 11/88

DESIGN: 14522-0-0

REV: 1

SCALE: 1:1

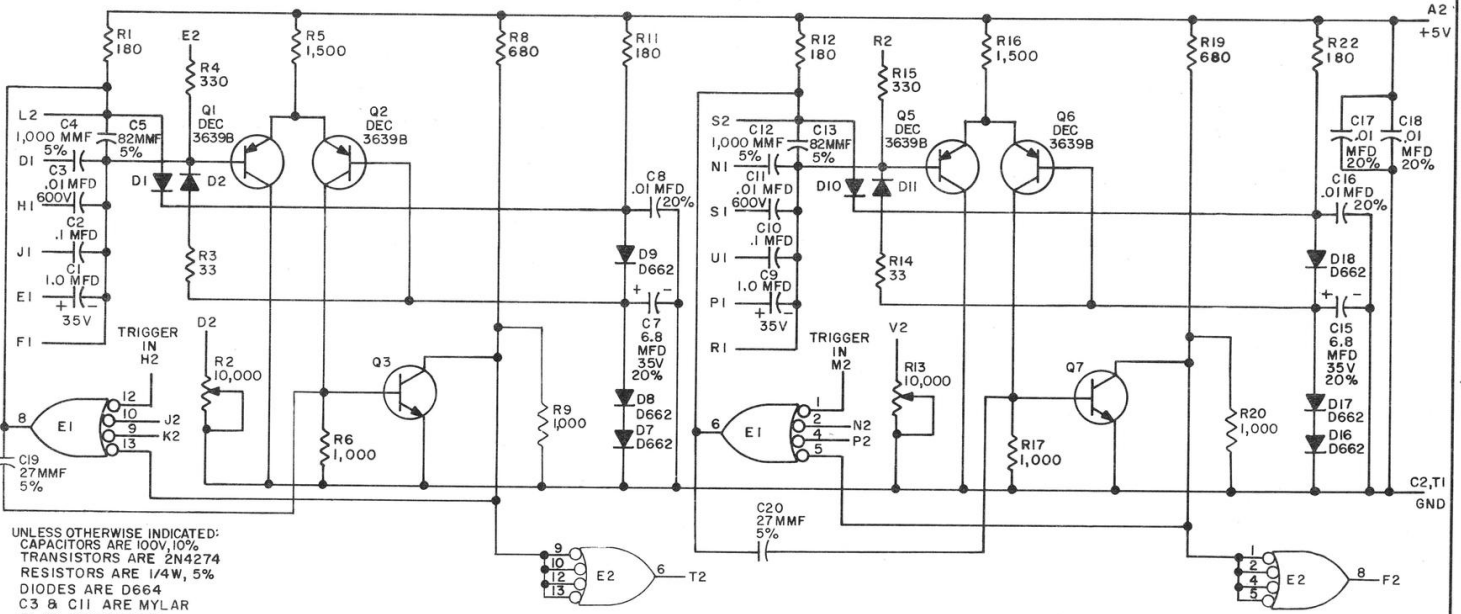
DR: [Signature]

CHK: [Signature]

APP: [Signature]

REV K
NUMBER M302-0-1
SIZE B
CODE CS
MAYNARD, MASSACHUSETTS

THIS SCHEMATIC IS FURNISHED ONLY FOR TEST AND MAINTENANCE PURPOSES. THE CIRCUITS ARE PROPRIETARY IN NATURE AND SHOULD BE TREATED ACCORDINGLY. COPYRIGHT 1967 BY DIGITAL EQUIPMENT CORPORATION



UNLESS OTHERWISE INDICATED:
CAPACITORS ARE 100V, 10%
TRANSISTORS ARE 2N4274
RESISTORS ARE 1/4W, 5%
DIODES ARE D664
C3 & C11 ARE MYLAR
E1 IS DEC74H40N
PIN 7 ON IC'S = GND
PIN 14 ON IC'S = +5V
R2 & R13 ARE HELITRIM POT #78PR
1.0MFD CAPACITORS ARE TANTALUM
E2 IS DEC7413N

PARTS LIST A-PL-M302-0-0

DRN.	DATE	TRANSISTOR & DIODE CONVERSION CHART			
		DEC	EIA	DEC	EIA
2N4274	6-15-67		SAME		
DEC3639B	6/16/67		2N3639		
D662	6/16/67		1N645		
D664			1N3606		

digital EQUIPMENT CORPORATION
MAYNARD, MASSACHUSETTS

TITLE: ONE SHOT DELAY M302

SIZE B CODE CS NUMBER M302-0-1 REV. K

PRINTED CIRCUIT REV. K

REV.	CHK'D	DATE
1	M. Waller	6-15-67
2		
3		
4		
5		
6		
7		
8		
9		
10		
11		
12		
13		

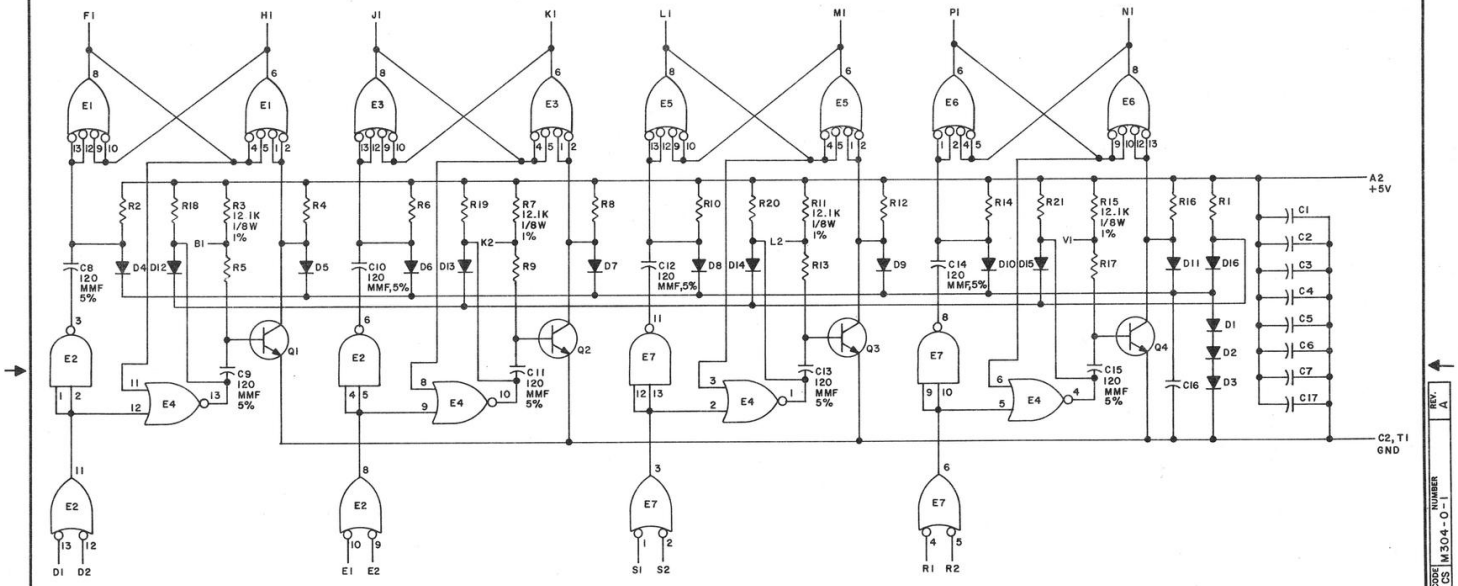
DEC FORM NO. DRB 102

PINK

DIST: 326/434/435

5

THIS SCHEMATIC IS FURNISHED ONLY FOR TEST AND MAINTENANCE PURPOSES. THE CIRCUITS ARE PROPRIETARY IN NATURE AND SHOULD BE TREATED ACCORDINGLY. COPYRIGHT 1969 BY DIGITAL EQUIPMENT CORPORATION



UNLESS OTHERWISE INDICATED:
 RESISTORS ARE 1K
 RESISTORS ARE 1/4W, 5%
 TRANSISTORS ARE DEC3009B
 E1, E3, E5, E6 ARE DEC7440
 E2, E7 ARE DEC7400
 E4 IS DEC7402
 PIN 7 ON EACH IC = GND
 PIN 14 ON EACH IC = +5V
 DIODES ARE D664
 CAPACITORS ARE .01MF0,100V,20%

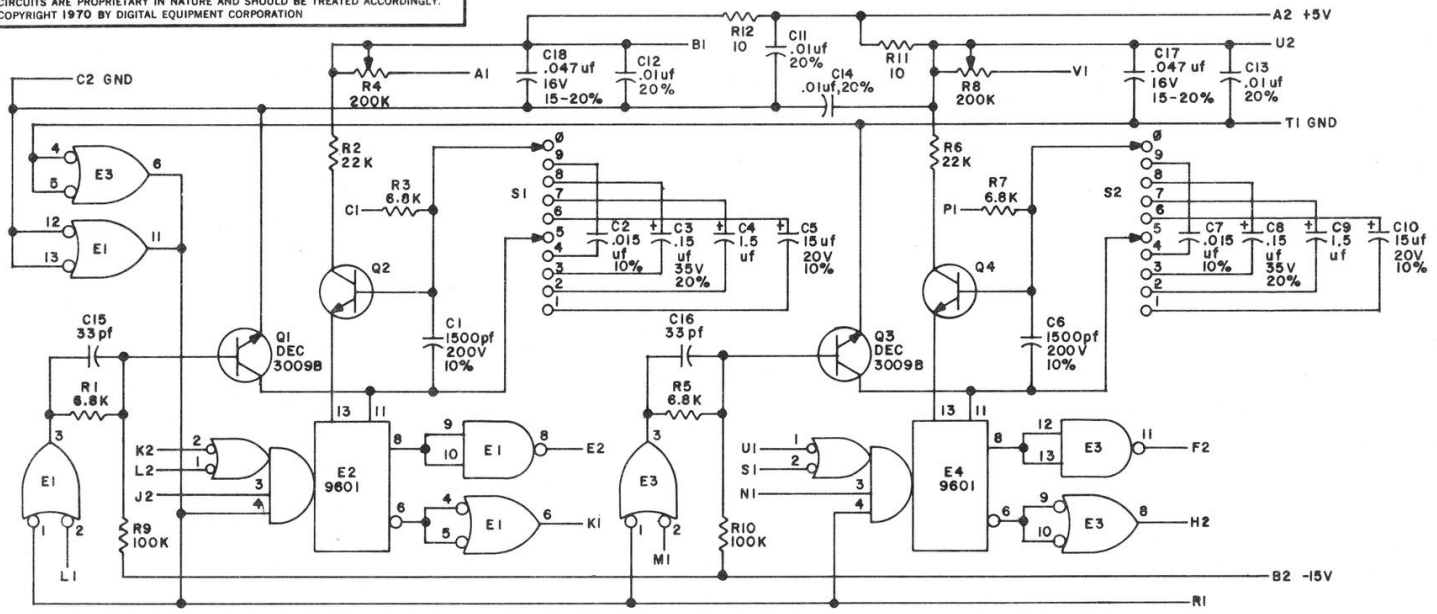
REV. A
 NUMBER
 M304-0-1

REVISIONS CHK'D GND REV. 1 A 2-4	ORN. <i>Don Miller</i> DATE 4-22-69	TRANSISTOR & DIODE CONVERSION CHART DEC EIA		digital EQUIPMENT CORPORATION NATHAN, MASSACHUSETTS	TITLE ONE SHOT DELAY M304
	CHK'D <i>M. Marshall</i> DATE 4-23-69 ENCL. <i>R. DeWitt</i> DATE 6-25-69 PROJ. DATE	DEC 1N3406 DEC3009B 2N3009	SIZE C CODE CS NUMBER M304-0-1 PRINTED CIRCUIT REV. B		

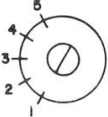
DEC FORM NO. DRC 102

REV. B
 NUMBER M307-0-1
 SIZE CODE CS
 B

THIS SCHEMATIC IS FURNISHED ONLY FOR TEST AND MAINTENANCE PURPOSES. THE CIRCUITS ARE PROPRIETARY IN NATURE AND SHOULD BE TREATED ACCORDINGLY. COPYRIGHT 1970 BY DIGITAL EQUIPMENT CORPORATION



UNLESS OTHERWISE INDICATED:
 TRANSISTORS ARE 2N5088
 RESISTORS ARE 1/4W, 5%
 CAPACITORS ARE 100V, 5%
 R4 & R6 ARE 78PR POTS
 SWITCHES ARE 2 POLE, 5 POSITION SPECTROL
 E1, E3 ARE DEC7400
 PIN 7 ON EACH IC = GND
 PIN 14 ON E1, E3 = +5V
 PIN 14 ON E2 = VCC, PIN B1
 PIN 14 ON E4 = VCC, PIN U2



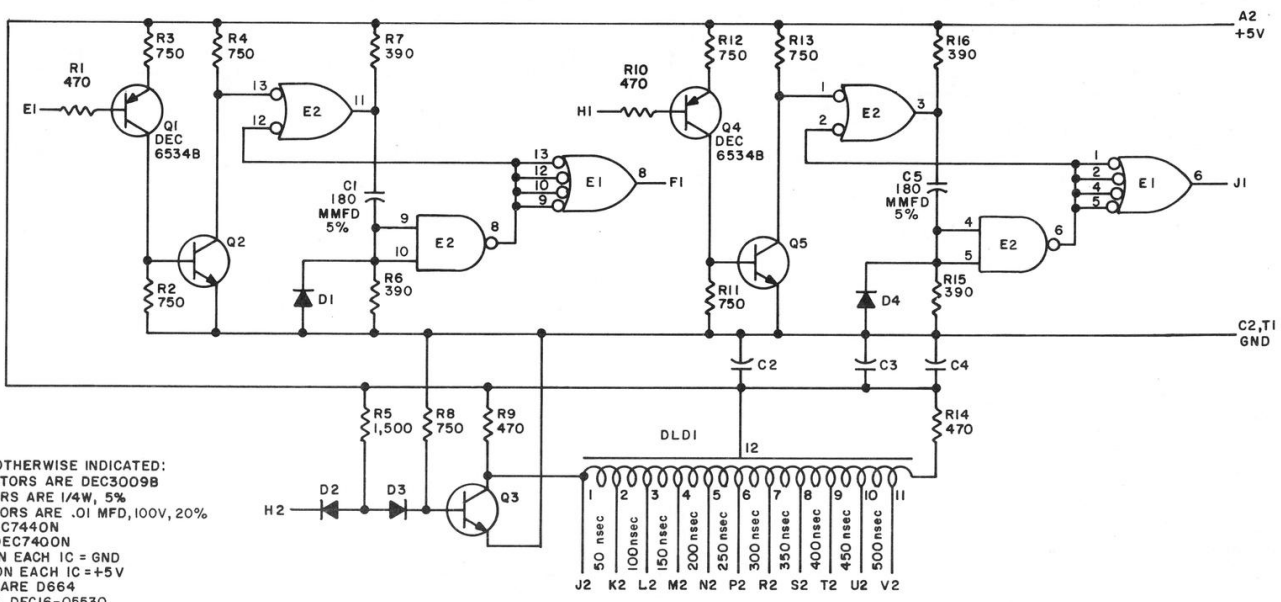
RANGE 5 5 μsec. — 50 μsec.
 4 50 μsec. — 500 μsec.
 3 500 μsec. — 5 msec.
 2 5 msec. — 50 msec.
 1 50 msec. — 500 msec.

REVISIONS CHG. NO. REV. A B C D	DRN. M. HALLER	DATE 9-3-69	TRANSISTOR & DIODE CONVERSION CHART		digital EQUIPMENT CORPORATION MAYNARD, MASSACHUSETTS	TITLE INTEGRATING ONE SHOT M307	SIZE B	CODE CS	NUMBER M307-0-1	REV. B
	CHK'D A. YAUGA	DATE 9-3-69	DEC 3009B	2N3009		SIZE B	CODE CS	NUMBER M307-0-1	REV. B	
ENG. R. SCHWEGLER	DATE 9-4-69	2N5088	NONE							
PROD. R. SCHWEGLER	DATE 9-4-69									

↓

D	REV.
B	SIZE
CS	CODE
M310-0-1	NUMBER

THIS SCHEMATIC IS FURNISHED ONLY FOR TEST AND MAINTENANCE PURPOSES. THE CIRCUITS ARE PROPRIETARY IN NATURE AND SHOULD BE TREATED ACCORDINGLY. COPYRIGHT 1967 BY DIGITAL EQUIPMENT CORPORATION



UNLESS OTHERWISE INDICATED:
 TRANSISTORS ARE DEC3009B
 RESISTORS ARE 1/4W, 5%
 CAPACITORS ARE .01 MFD, 100V, 20%
 E1 IS DEC7440N
 E2 IS DEC7400N
 PIN 7 ON EACH IC = GND
 PIN 14 ON EACH IC = +5V
 DIODES ARE D664
 DL D1 IS DEC16-05530

REV.	CHK	NO.	REV.
A	6771		
B	00001		
C	00002		
D	00003		

DRN.	M. Haller	DATE	4-7-67
CHK'D		DATE	5-2-67
ENG.		DATE	5-5-67
PROD.		DATE	

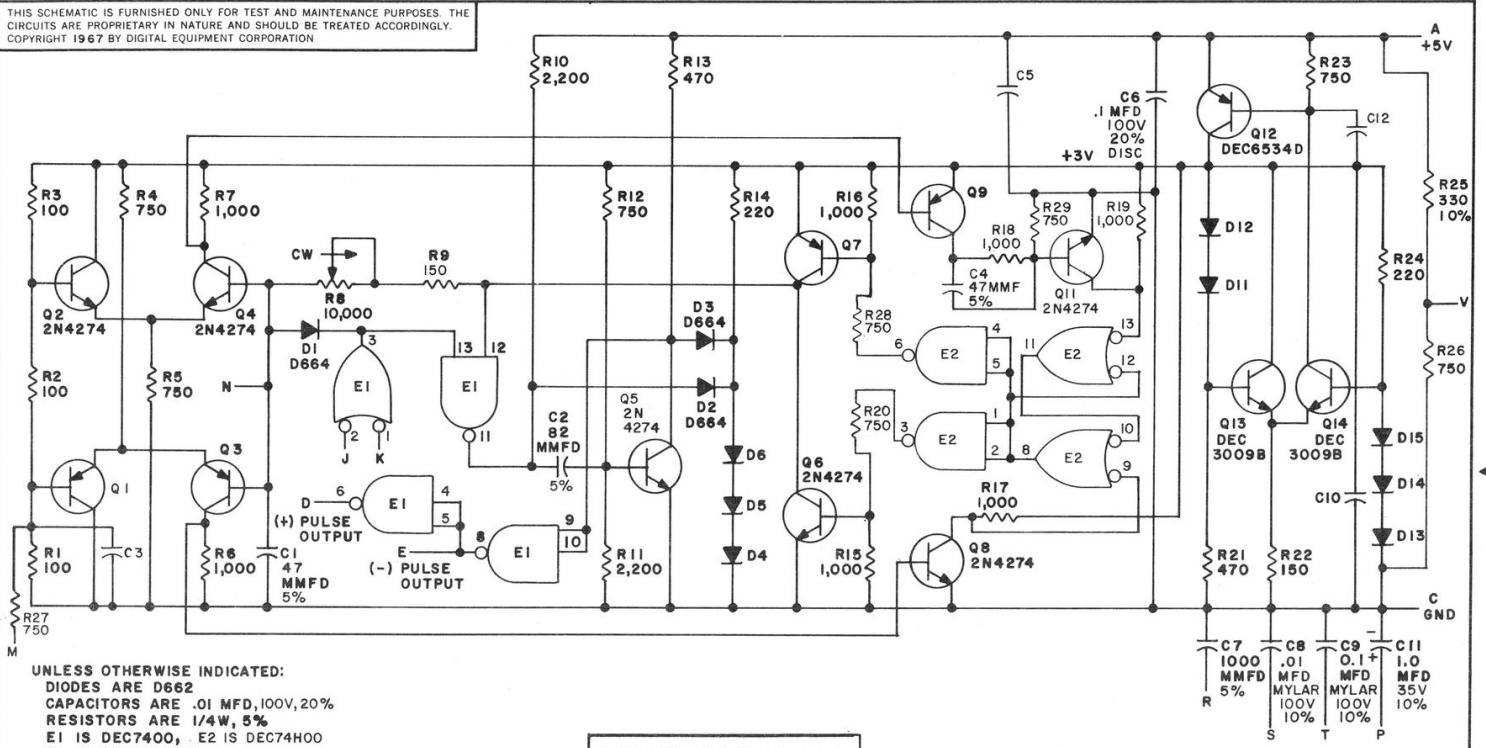
TRANSISTOR & DIODE CONVERSION CHART			
DEC	EIA	DEC	EIA
DEC3009B	2N3009		
DEC6534B	MPS6534		
D662	1N645		
D664	1N3606		



TITLE		DELAY LINE M310	
SIZE	CODE	NUMBER	REV
B	CS	M310-0-1	D
PRINTED CIRCUIT REV.			C

SIZE B CS NUMBER M REV. 1-0-10W

THIS SCHEMATIC IS FURNISHED ONLY FOR TEST AND MAINTENANCE PURPOSES. THE CIRCUITS ARE PROPRIETARY IN NATURE AND SHOULD BE TREATED ACCORDINGLY. COPYRIGHT 1967 BY DIGITAL EQUIPMENT CORPORATION



UNLESS OTHERWISE INDICATED:
 DIODES ARE D662
 CAPACITORS ARE .01 MFD, 100V, 20%
 RESISTORS ARE 1/4W, 5%
 E1 IS DEC7400, E2 IS DEC7400
 PIN 7 ON IC = GND
 PIN 14 ON IC = +5V
 TRANSISTORS ARE DEC4258
 R8 IS A HELITRIM POT 10%-78PR

PARTS LIST A-PL-M401-0-0

REVISIONS	CHK	CHG	NO.	REV.
1	W	W	6769	A
2	W	W	6844	B
3	W	W	00001	C
4	W	W	00002	D
5	W	W	00004	F
6	W	W	00005	J
7	W	W	00006	K
8	W	W	00007	L
9	W	W	00008	M

DRN. <i>M. Waller</i>	DATE 9-11-67
CHK'D <i>A. Suberman</i>	DATE 7/13/67
ENG. <i>A. Suberman</i>	DATE 7/13/67
PROD. <i>A. Suberman</i>	DATE

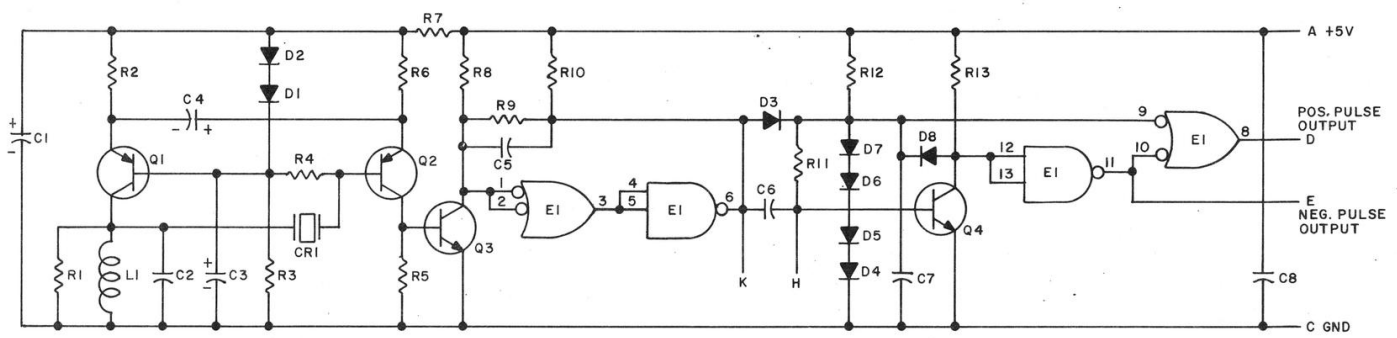
TRANSISTOR & DIODE CONVERSION CHART			
DEC	EIA	DEC	EIA
DEC3009B	2N3009	D662	1N645
DEC4258	2N4258	D664	1N3606
2N4274	SAME		
DEC6534D	MPS6534		

digital
 EQUIPMENT CORPORATION
 MAYNARD, MASSACHUSETTS

TITLE			
VARIABLE CLOCK M401			
SIZE B	CODE CS	NUMBER M401-0-1	REV. M
PRINTED CIRCUIT REV.			

REV. NUMBER M405-0-1

THIS SCHEMATIC IS FURNISHED ONLY FOR TEST AND MAINTENANCE PURPOSES. THE CIRCUITS ARE PROPRIETARY IN NATURE AND SHOULD BE TREATED ACCORDINGLY. COPYRIGHT 1968 BY DIGITAL EQUIPMENT CORPORATION



- NOTES:
 1. PIN 14 ON IC = +5V
 2. PIN 7 ON IC = GND
 3. FOR VALUES OF C2, L1, CRI SEE DWG. CHART A-00517-2

R11, R12	RES. 390 1/4W 5% CC	I300309
C6	CAP. 120 MMF 100V 5% D.M.	I000018
L1, C2, CRI	SEE NOTE 3	
E1	INTEGRATED CKT. DEC7400N	I905575
Q3, Q4	TRANSISTOR DEC4274	I505302
Q1, Q2	TRANSISTOR DEC4258	I505321
R7	RES. 100 1/4W 10% CC	I300231
R4	RES. 100K 1/4W 10% CC	I300534
R3, R8, R10, R13	RES. 1K 1/4W 5% CC	I300365
R2, R5, R6, R9	RES. 2.2K 1/4W 10% CC	I300418
R1	RES. 10K 1/4W 10% CC	I300481
D3, D8	DIODE D664	I100114
D1, D2, D4 - D7	DIODE D662	I100113
C7, C8	CAP. .01MFD 100V 20% DISC	I001610
C5	CAP. 47 MMF 100V 5% D.M.	I000011
C1, C3, C4	CAP. 39 MFD 10V 10% S.TANT	I000076
	PARTS LIST	A-PL-M405-0-0
REFERENCE DESIGNATION	DESCRIPTION	PART NO.

REV. NO.	CHG. NO.	REV.

DRN.	M. Fuller	DATE	4-17-68
CHK'D		DATE	
ENG.	D. Roberts	DATE	8/22/68
PROD.		DATE	

TRANSISTOR & DIODE CONVERSION CHART			
DEC	EIA	DEC	EIA
DEC4258	2N4258		
DEC4274	NONE		
D662	1N645		
D664	1N3606		

digital EQUIPMENT CORPORATION
 MAYNARD, MASSACHUSETTS

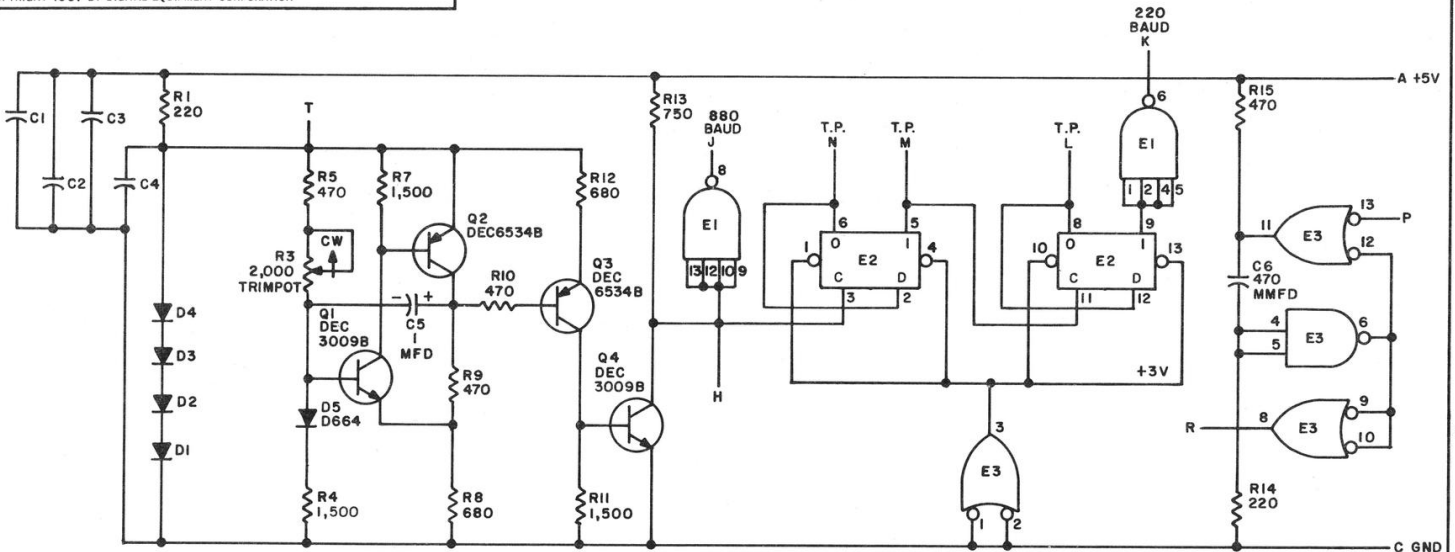
TITLE: CRYSTAL CLOCK M405

SIZE: B CODE: CS NUMBER: M405-0-1 REV. A

PRINTED CIRCUIT REV. A

REV. A
 NUMBER M452-0-1
 CODE CS
 SIZE B

THIS SCHEMATIC IS FURNISHED ONLY FOR TEST AND MAINTENANCE PURPOSES. THE CIRCUITS ARE PROPRIETARY IN NATURE AND SHOULD BE TREATED ACCORDINGLY. COPYRIGHT 1967 BY DIGITAL EQUIPMENT CORPORATION

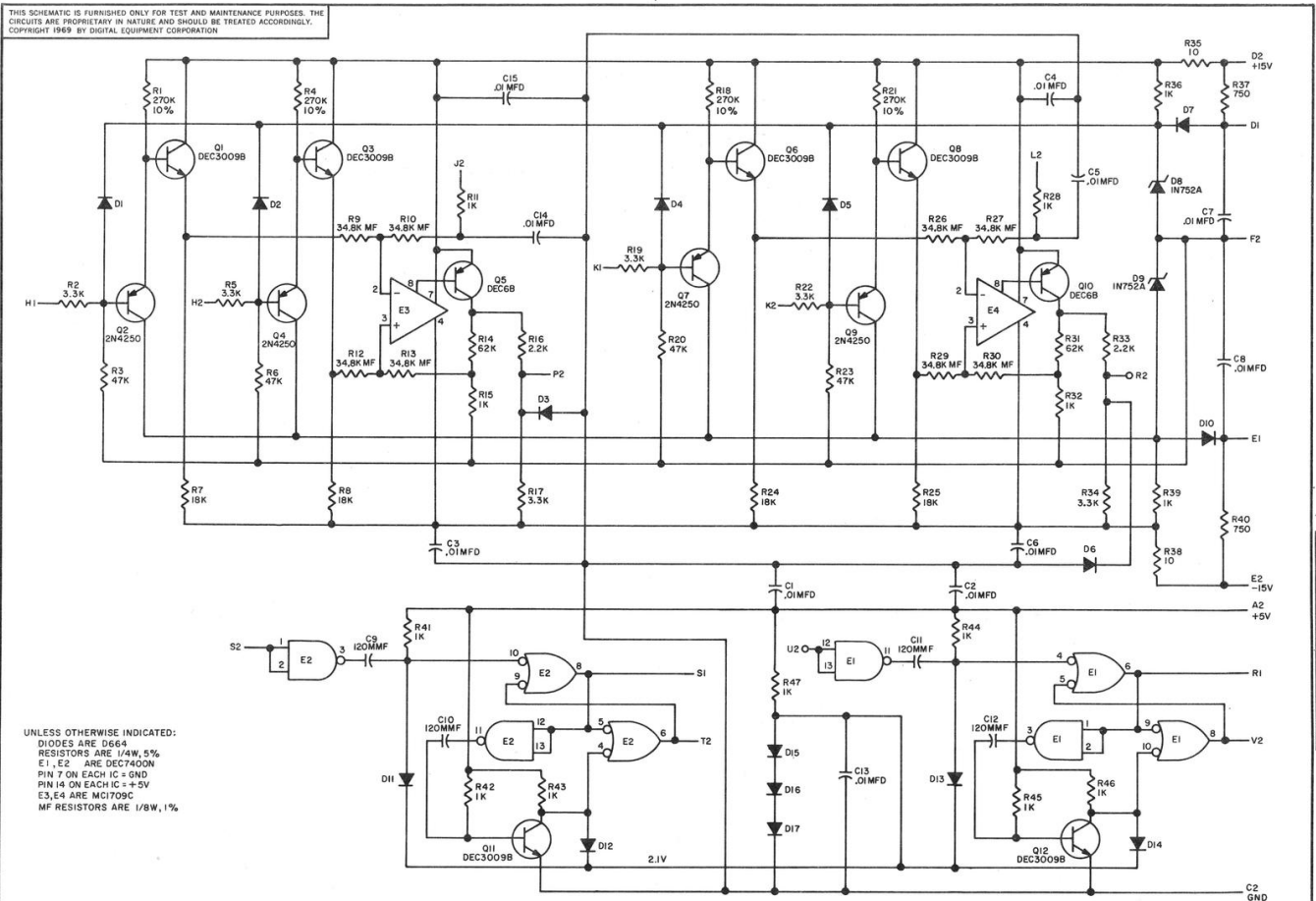


UNLESS OTHERWISE INDICATED:
 RESISTORS ARE 1/4W, 5%
 CAPACITORS ARE .01 MFD
 C5 IS 35V, 10%, TANT.
 DIODES ARE D662
 E1 IS DEC7440N
 E2 IS DEC7474N
 E3 IS DEC7400N
 PIN 7 ON EACH IC = GND
 PIN 14 ON EACH IC = +5V
 R3 IS A #275P

 <----->

REVISIONS CHK. CHG. NO. REV.	DRN. <i>M. Baller</i>	DATE <i>4-7-67</i>	TRANSISTOR & DIODE CONVERSION CHART				TITLE digital EQUIPMENT CORPORATION MAYNARD, MASSACHUSETTS	SIZE B	CODE CS	NUMBER M452-0-1	REV. A
	CHK'D <i>[Signature]</i>	DATE <i>4/28/67</i>	DEC 3009B	2N3009							
	ENR <i>[Signature]</i>	DATE <i>4/28/67</i>	DEC 6534B	MPS6534							
	PROD. <i>[Signature]</i>	DATE <i>4/28/67</i>	D662	IN645							
			D664	IN3606							

THIS SCHEMATIC IS FURNISHED ONLY FOR TEST AND MAINTENANCE PURPOSES. THE CIRCUIT IS PROPRIETARY IN NATURE AND SHOULD BE TREATED ACCORDINGLY. COPYRIGHT 1969 BY DIGITAL EQUIPMENT CORPORATION



UNLESS OTHERWISE INDICATED:
 DIODES ARE D664
 RESISTORS ARE 1/4W, 5%
 E1, E2 ARE DEC7400W
 PIN 14 ON EACH IC = GND
 PIN 14 ON EACH IC = +5V
 E3, E4 ARE MC1709C
 MF RESISTORS ARE 1/8W, 1%

REV	DATE	BY	CHKD
1	5/1/61	W. L.
2
3

TRANSISTOR & DIODE CONVERSION CHART			
DEC	EIA	DEC	EIA
0664	IN3006		
DEC3009B	2N3009		
2N4430	NONE		
IN752A	SAME		
DEC6B	NONE		

digital SCHMITT TRIGGER M503

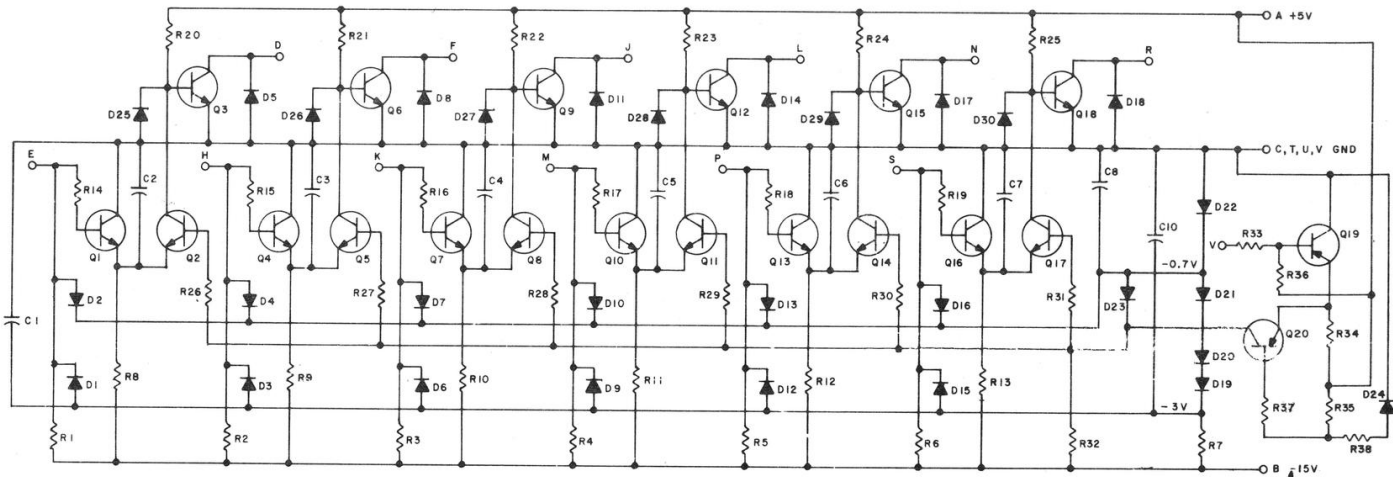
EQUIPMENT CORPORATION

SIZE CODE NUMBER REV
 C CS M503-0-1 A

PRINTED CIRCUIT REV.

REV. CODE NUMBER M503-0-1

THIS SCHEMATIC IS FURNISHED ONLY FOR TEST AND MAINTENANCE PURPOSES. THE CIRCUITS ARE PROPRIETARY IN NATURE AND SHOULD BE TREATED ACCORDINGLY. COPYRIGHT 1968 BY DIGITAL EQUIPMENT CORPORATION.



REFERENCE DESIGNATION	DESCRIPTION	PART NO.
R34	RES. 100 1/4W 5% CC	1300229
R36	RES. 10K 1/4W 10% CC	1300481
R38	RES. 220 1/4W 10% CC	1300275
Q19, Q20	TRANSISTOR DEC2894-1B	1503097
Q1-Q18	TRANSISTOR DEC3009B-S	1503100
R20-R25, R35, R37	RES. 1K 1/4W 5% CC	1300365
R8-R13	RES. 2.2K 1/4W 5% CC	1300417
R14-R19, R26-R31, R33	RES. 470 1/4W 5% CC	1300316
R1-R7, R32	RES. 1.5K 1/4W 5% CC	1300391
C2-C7	CAP. 470 MMF 100V 5% DM	1000024
C1, C8, C10	CAP. 0.1 MFD 100V 20% DISC	1001610
D19-D22, D24	DIODE D662	1100113
D1-D18, D23, D25-D30	DIODE D664	1100114
	PARTS LIST	A-PL-M507-0-0

TRANSISTOR & DIODE CONVERSION CHART		PARTS LIST	
DEC	EIA	DEC	EIA
DEC3009B	2N3009		
D662	1N645		
D664	1N3608		
DEC2894-1B	NONE		

digital EQUIPMENT CORPORATION
BUS CONVERTER M507

SIZE CODE NUMBER
 C CS M507-0-1

PRINTED CIRCUIT REV. F

REVISIONS:
 CHG. CASE NO. REV. DATE
 77 00001 A
 00003 D

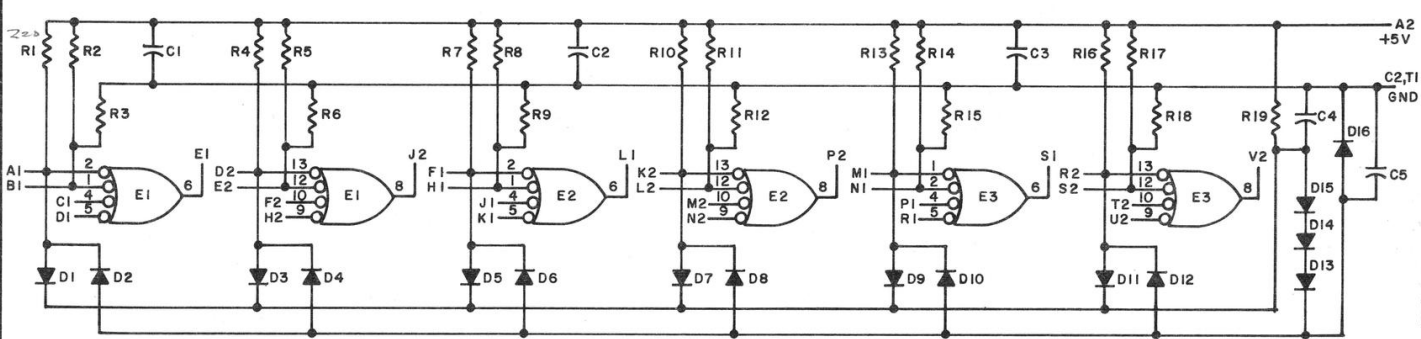
DRN. *Miller* DATE *8-24-68*
 CHK'D. *M. M. O'Leary* DATE *8-23-68*
 ENG. *W. J. Murphy* DATE *3/4/68*
 MOD. DATE

SIZE CODE NUMBER
 C CS M507-0-1

REV. D

REV. M516-0-1 CS 8 SJ 3215

THIS SCHEMATIC IS FURNISHED ONLY FOR TEST AND MAINTENANCE PURPOSES. THE CIRCUITS ARE PROPRIETARY IN NATURE AND SHOULD BE TREATED ACCORDINGLY. COPYRIGHT 1968 BY DIGITAL EQUIPMENT CORPORATION



NOTES:
PIN 7 ON EACH IC = GND
PIN 14 ON EACH IC = +5V

E1-E3	INTEGRATED CKT. DEC7420N	I905577
R19	RES. 330 1/4W 5% CC	I300295
R3,R6,R9,R12,R15,R18	RES. 1.5K 1/4W 5% CC	I300391
R2,R5,R8,R11,R14,R17	RES. 750 1/4W 5% CC	I301401
R1,R4,R7,R10,R13,R16	RES. 220 1/4W 5% CC	I300271
D13-D16	DIODE D662	I100113
D1-D12	DIODE D664	I100114
C1-C5	CAP. .01MFD 100V 20% DISC	I001610
	PARTS LIST	A-PL-M516-0-0
REFERENCE DESIGNATION	DESCRIPTION	PART NO.

REVISIONS	DRN. M. Walter	DATE 6-20-68
CHK'D	DATE	
ENG. H. [Signature]	DATE 6-20-68	
PROD. [Signature]	DATE 7/16/68	

TRANSISTOR & DIODE CONVERSION CHART			
	DEC	EIA	
D662		IN645	
D664		IN3606	

digital EQUIPMENT CORPORATION
MAYNARD, MASSACHUSETTS

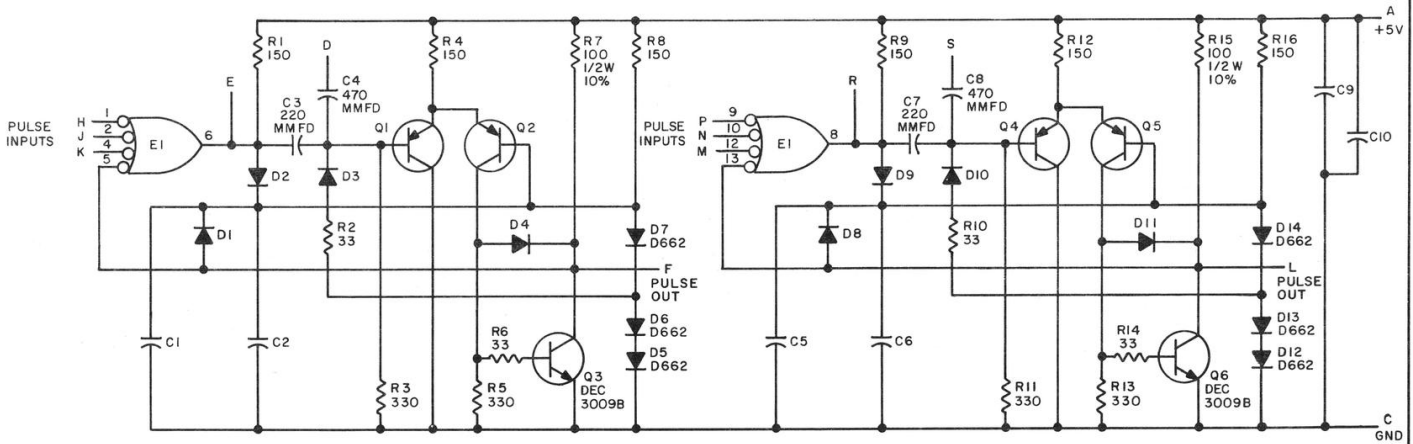
TITLE: POSITIVE BUS RECEIVER M516

SIZE B CODE CS NUMBER M516-0-1 REV. A

PRINTED CIRCUIT REV. A

REV B M602-0-1 CS B SIZE

THIS SCHEMATIC IS FURNISHED ONLY FOR TEST AND MAINTENANCE PURPOSES. THE CIRCUITS ARE PROPRIETARY IN NATURE AND SHOULD BE TREATED ACCORDINGLY. COPYRIGHT 1967 BY DIGITAL EQUIPMENT CORPORATION



UNLESS OTHERWISE INDICATED:
 TRANSISTORS ARE DEC3639B
 DIODES ARE D664
 RESISTORS ARE 1/4W, 5%
 CAPACITORS ARE .01 MFD
 PIN 7 ON IC = GND
 PIN 14 ON IC = +5V
 IC IS DEC74H40N

 <----->

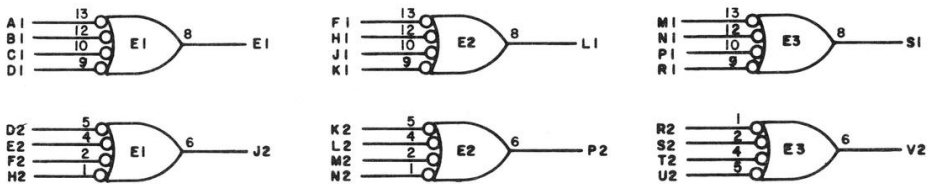
REVISIONS CHKD CHG NO. REV. B 6720	DRN. <i>M. Heller</i>	DATE 6-1-67	TRANSISTOR & DIODE CONVERSION CHART					TITLE PULSE GENERATOR M602			
	CHKD <i>[Signature]</i>	DATE 6-5-67	DEC	EIA	DEC	EIA		SIZE B	CODE CS	NUMBER M602-0-1	REV. B
	ENG. <i>[Signature]</i>	DATE 6-8-67	DEC3009B	2N3009			EQUIPMENT CORPORATION				
	PROD. <i>[Signature]</i>	DATE	D662	IN645			MAYNARD, MASSACHUSETTS				
			D664	IN3606			PRINTED CIRCUIT REV. A				

↓

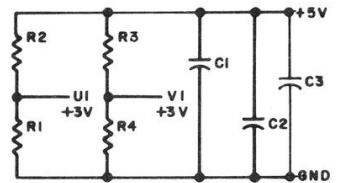
REV	E	NUMBER	M617-0-1	CS	B	SIZE	32
-----	---	--------	----------	----	---	------	----

THIS SCHEMATIC IS FURNISHED ONLY FOR TEST AND MAINTENANCE PURPOSES. THE CIRCUITS ARE PROPRIETARY IN NATURE AND SHOULD BE TREATED ACCORDINGLY. COPYRIGHT 1967 BY DIGITAL EQUIPMENT CORPORATION

+5V ——— A 2
 NOT USED -15V - ——— B 2
 GND ——— C 2, T 1



NOTES:
 PIN 7 ON EACH IC = GND
 PIN 14 ON EACH IC = +5V



E1 THRU E3	INTEGRATED CKT. DEC7440N	1905579
R2 & R3	RES 330 1/4W 10% CC	1300293
R1 & R4	RES. 750 1/4W 5% CC	1301401
C1 & C2 & C3	CAP. .01MFD 100V 20% DISC	1001610
PARTS LIST		A-PL-M617-0-0
REFERENCE DESIGNATION	DESCRIPTION	PART NO.

REV	CHK	ENG	DRN
A	6422		
B	6824		
C	00001		
D	00002		
E	00003		

DRN	DATE
<i>W. Walker</i>	3-28-67
CHK'D	DATE
<i>[Signature]</i>	4-21-67
ENG	DATE
<i>[Signature]</i>	4-21-67
PROD.	DATE

TRANSISTOR & DIODE CONVERSION CHART			
DEC	EIA	DEC	EIA

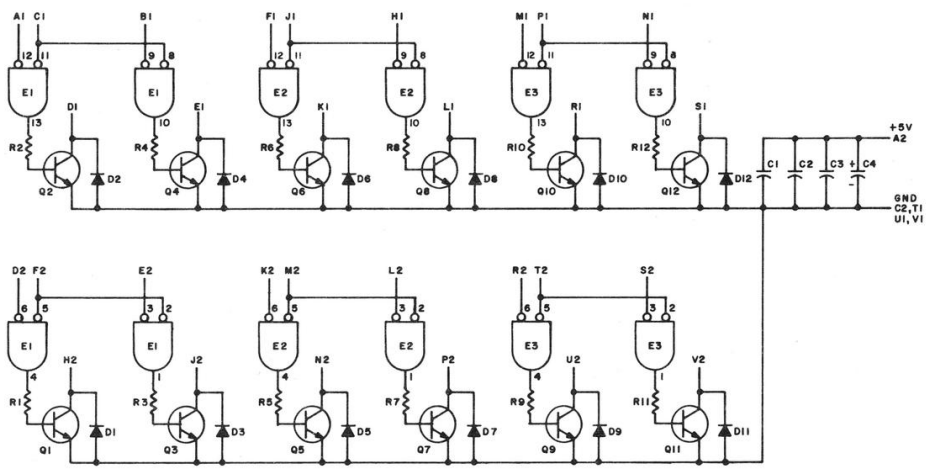
digital
 EQUIPMENT CORPORATION
 MAYNARD MASSACHUSETTS

TITLE: 6-4 INPUT NOR BUFFERS M617

SIZE	CODE	NUMBER	REV.
B	CS	M617-0-1	E

PRINTED CIRCUIT REV. A

THIS SCHEMATIC IS FURNISHED ONLY FOR TEST AND MAINTENANCE PURPOSES. THE CIRCUITS ARE PROPRIETARY IN NATURE AND SHOULD BE TREATED ACCORDINGLY. COPYRIGHT 1968 BY DIGITAL EQUIPMENT CORPORATION.



NOTES:
PIN 7 ON EACH IC = GND
PIN 14 ON EACH IC = +5V

REFERENCE DESIGNATION	DESCRIPTION	PART NO.
E1 - E3	INTEGRATED CKT. DEC7402	I909004
Q1 - Q12	TRANSISTOR DEC3009B	I503100
R1 - R12	RES. 390 1/4W 5% CC	I500309
D1 - D12	DIODE D664	I100114
C4	CAP. 6.8MFD 35V 20% STANT	I000067
C1 - C3	CAP. .01MFD 100V 20% DISC	I001810

REVISIONS	BY	DATE
1
2
3
4
5

DRN: M. Nalla
DATE: 6-7-68
CHKD: ...
DATE: 8/1/68
PROD: ...
DATE: 7/1/68

TRANSISTOR & DIODE CONVERSION CHART			
DEC	EIA	DEC	EIA
D664	1N3606		
DEC3009B	2N3009		

digital CORPORATION
EQUIPMENT CORPORATION
BUS DRIVER M623

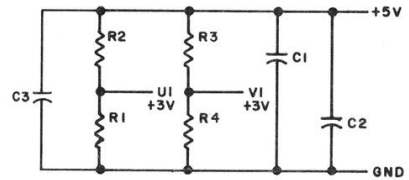
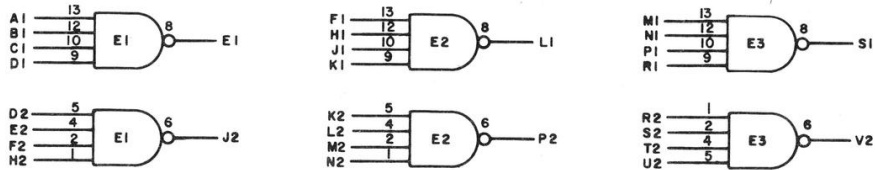
SIZE: C CODE: CS NUMBER: M623-O-1 REV: E
PRINTED CIRCUIT REV: DE

SIZE CODE: C 1 CS NUMBER: M623-O-1 REV: E

REV F NUMBER M627-0-1 SIZE CODE B CS

THIS SCHEMATIC IS FURNISHED ONLY FOR TEST AND MAINTENANCE PURPOSES THE CIRCUITS ARE PROPRIETARY IN NATURE AND SHOULD BE TREATED ACCORDINGLY COPYRIGHT 1967 BY DIGITAL EQUIPMENT CORPORATION

+5V ——— A 2
 NOT USED -15V ——— B 2
 GND ——— C 2, T 1



NOTES:
 PIN 7 ON EACH IC = GND
 PIN 14 ON EACH IC = +5V

E1 THRU E3	INTEGRATED CKT. DEC74H40	1905586
R2 & R3	RES. 330 1/4W 10% CC	1300293
R1 & R4	RES. 750 1/4W 5% CC	1301401
C1 THRU C3	CAP. .01MFD 100V 20% DISC	1001610
PARTS LIST		A-PL-M627-0-0
REFERENCE DESIGNATION	DESCRIPTION	PART NO.

REV	CHK	CHG	NO	REV
1	2	1	8825	A
2	1	1	00001	B
3	1	1	00002	E
4	1	1	00003	F

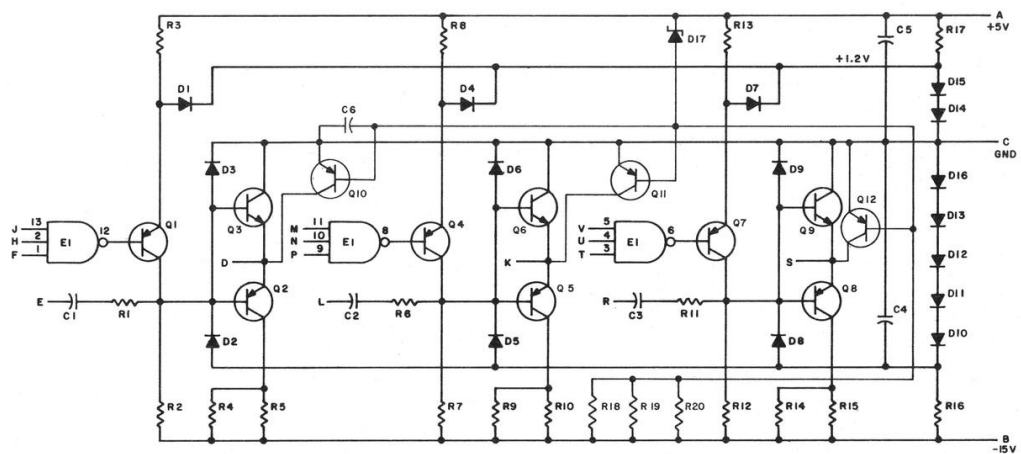
DRN	DATE
<i>M. Waller</i>	7-18-67
CHK'D	DATE
<i>[Signature]</i>	7/14/67
PROD	DATE
<i>[Signature]</i>	7/10

TRANSISTOR & DIODE CONVERSION CHART			
DEC	EIA	DEC	EIA

digital
 EQUIPMENT CORPORATION
 MAYNARD, MASSACHUSETTS

TITLE POWER AMPLIFIER MODULE M627			
SIZE B	CODE CS	NUMBER	REV F
		M627-0-1	
PRINTED CIRCUIT REV. A			

THIS SCHEMATIC IS FURNISHED ONLY FOR TEST AND MAINTENANCE PURPOSES. THE CIRCUITS ARE PROPRIETARY IN NATURE AND SHOULD BE TREATED ACCORDINGLY. COPYRIGHT 1969, BY DIGITAL EQUIPMENT CORPORATION.



REFERENCE DESIGNATION	DESCRIPTION	PART NO
E1	INTEGRATED CKT DEC 7410N	1905576
Q3, Q6, Q9	TRANSISTOR DEC 3009B-S	1503100
Q1, Q2, Q4, Q5, Q7, Q8, Q10, Q11, Q12	TRANSISTOR DEC 6534B	1503409-01
R16, R18, R19, R20	RES. 15K 1/4W 5% CC.	1300391
R4, R5, R9, R10, R14, R15	RES. 1K 1/4W 5% CC.	1300365
R3, R8, R13	RES. 470 1/4W 10% CC.	1300317
R2, R7, R12, R17	RES. 5K 1/4W 5% CC.	1300432
R1, R6, R11	RES. 92 1/4W 10% CC.	1300224
D17	DIODE IN750A	1100124
D10 - D16	DIODE D662	1100113
D1 - D9	DIODE D664	1100114
C4, C5, C6	CAP. .01 MFD 100V 20% DISC.	1001610
C1, C2, C3	CAP. 330 MMF 100V 5% DM.	1000023
PARTS LIST		
REFERENCE DESIGNATION	DESCRIPTION	PART NO

REV.	DATE	BY	CHKD.
1	2-2-69
2	2-17-69
3	2-17-69

DATE	DESCRIPTION
DEC 1969	...
DEC 1969	...
DEC 1969	...

DATE	DESCRIPTION
DEC 1969	...
DEC 1969	...
DEC 1969	...

DATE	DESCRIPTION
DEC 1969	...
DEC 1969	...
DEC 1969	...

digital EQUIPMENT CORPORATION
 300 Main Street, Malden, Massachusetts 02148

TITLE: **NEGATIVE OUTPUT CONVERTER M651**

SIZE: C CODE: CS NUMBER: M651-0-1 REV: B

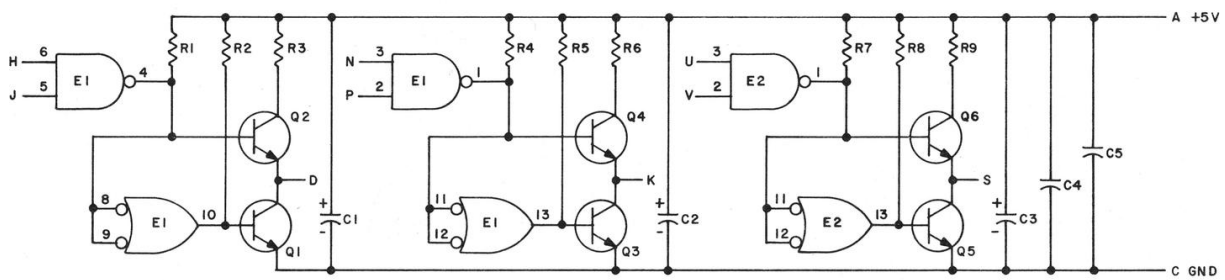
PRINTED CIRCUIT REV. [] [] [] [] [] [] [] [] [] []

5 2/27/69 [] [] [] [] [] [] [] [] [] [] P/NK

REV. B
 NUMBER M651-0-1
 SIZE CODE C CS

REV. A
 NUMBER M660-0-1
 SIZE CODE CS
 8

THIS SCHEMATIC IS FURNISHED ONLY FOR TEST AND MAINTENANCE PURPOSES. THE CIRCUITS ARE PROPRIETARY IN NATURE AND SHOULD BE TREATED ACCORDINGLY. COPYRIGHT 1968 BY DIGITAL EQUIPMENT CORPORATION.



NOTES:
 PIN 7 ON EACH IC = GND
 PIN 14 ON EACH IC = +5V

E1, E2	INTEGRATED CKT. DEC7401N	1905590
Q1 - Q6	TRANSISTOR DEC3009B-S	1503100
R3, R6, R9	RES. 27 1/2W 5% CC	1302253
R2, R5, R8	RES. 1.5K 1/4W 5% CC	1300391
R1, R4, R7	RES. 470 1/4W 5% CC	1300316
C4, C5	CAP. .01MFD 100V 20% DISC	1001610
C1 - C3	CAP. 6.8MFD 35V 20% S.TANT	1000067
PARTS LIST		A-PL-M660-0-0
REFERENCE DESIGNATION	DESCRIPTION	PART NO.

REVISIONS	DRN.	DATE
CHK'G NO. REV.	<i>M. Miller</i>	7-12-68
00001 A	CHK'D	DATE
	<i>M. Miller</i>	7/12/68
	ENG.	DATE
	<i>H. Gough</i>	7/24/68
	PROD.	DATE

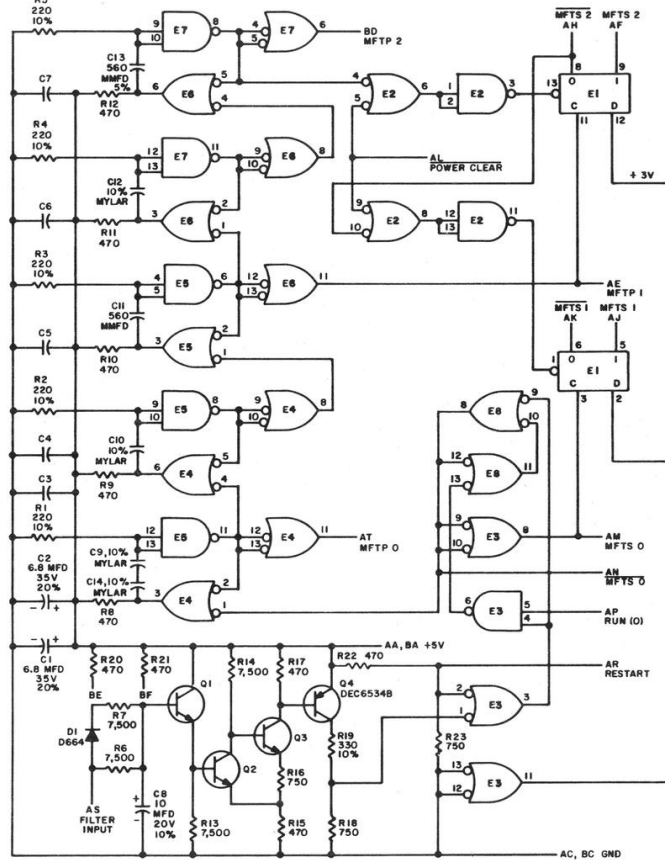
TRANSISTOR & DIODE CONVERSION CHART			
DEC	EIA	DEC	EIA
D664	IN3606		
IN750	SAME		
DEC3009B	2N3009		

digital		TITLE	
EQUIPMENT CORPORATION		POSITIVE LEVEL DRIVER M660	
SIZE	CODE	NUMBER	REV.
B	CS	M660-0-1	A
MAYNARD, MASSACHUSETTS			PRINTED CIRCUIT REV.
			B

PINK

DIST. 434 435 324

THIS SCHEMATIC IS FURNISHED ONLY FOR TEST AND MAINTENANCE PURPOSES. THE CIRCUITS ARE PROPRIETARY IN NATURE AND SHOULD BE TREATED ACCORDINGLY. COPYRIGHT 1967 BY DIGITAL EQUIPMENT CORPORATION



UNLESS OTHERWISE INDICATED:
 TRANSISTORS ARE DEC3009B
 CAPACITORS ARE .01 MFD, 100V, 20%
 RESISTORS ARE 1/4W, 5%
 E1 IS DEC7474
 E2, E3, E4, E5, E6, E7, E8 ARE DEC7400
 PIN 7 ON EACH IC = GND
 PIN 14 ON EACH IC = +5V

PARTS LIST A-PL-M700-0-0

REV	DATE	BY	CHKD
1	1-27-67	W. W. W.	
2	1-27-67		
3	1-27-67		
4	1-27-67		
5	1-27-67		

DATE	BY	CHKD	DATE	BY	CHKD
1-27-67	W. W. W.		1-27-67		
1-27-67			1-27-67		
1-27-67			1-27-67		
1-27-67			1-27-67		

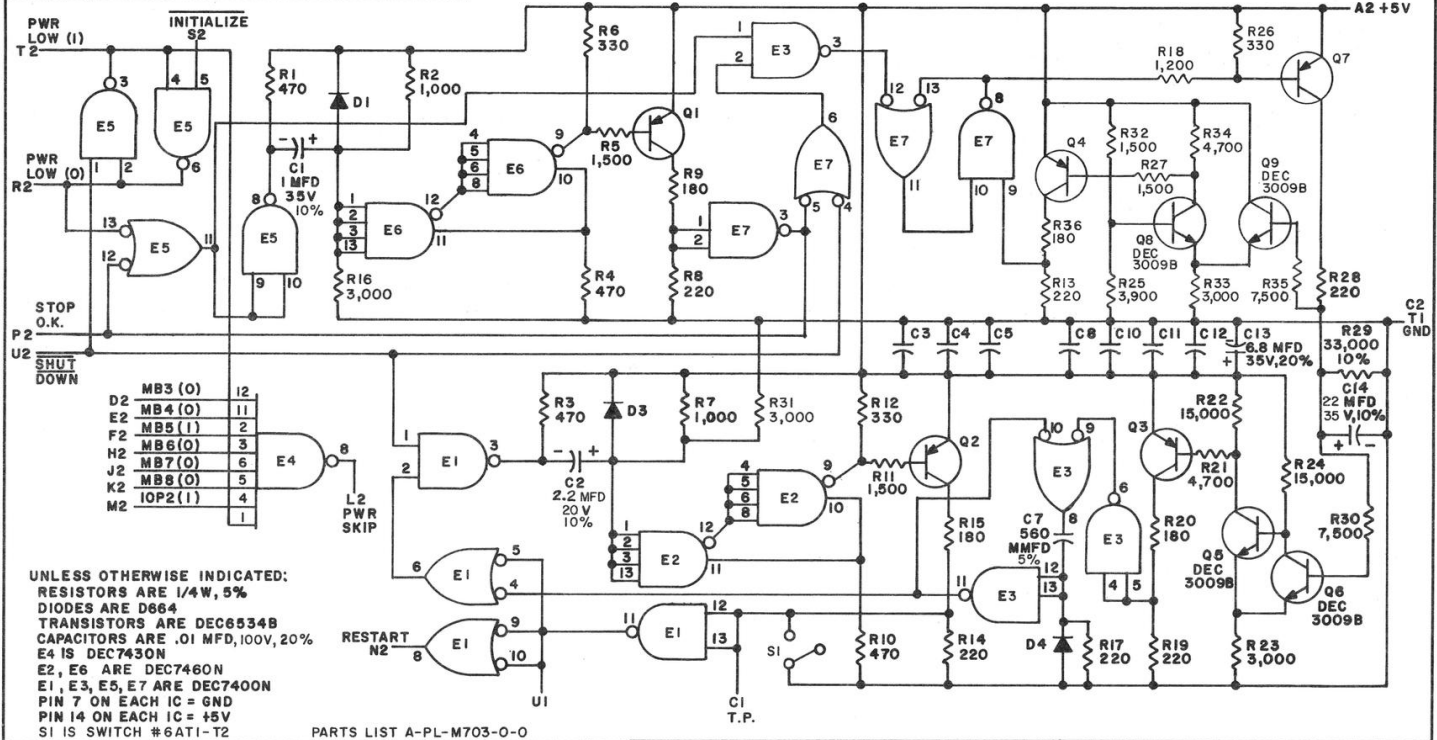
TRANSISTOR & DIODE CONVERSION CHART	TITLE	MANUAL TIMING GENERATOR M700
DEC 3009B	2N3009	
DEC 6534B	MP36534	
DEC 64	1N3608	
DEC 6534B	MP36534	
DEC 64	1N3608	

REV	DATE	BY	CHKD
1	1-27-67	W. W. W.	
2	1-27-67		
3	1-27-67		
4	1-27-67		
5	1-27-67		

REVISIONS
 C CS M700-0-1

REV. 1-0-0
 NUMBER M703-0-1
 SIZE B
 CODE CS
 NUMBER

THIS SCHEMATIC IS FURNISHED ONLY FOR TEST AND MAINTENANCE PURPOSES. THE CIRCUITS ARE PROPRIETARY IN NATURE AND SHOULD BE TREATED ACCORDINGLY. COPYRIGHT 1967 BY DIGITAL EQUIPMENT CORPORATION



D2	MB3 (O)	12
E2	MB4 (O)	11
F2	MB5 (I)	2
H2	MB6 (O)	3
J2	MB7 (O)	6
K2	MB8 (O)	5
M2	IOP2 (I)	4
		1

UNLESS OTHERWISE INDICATED:
 RESISTORS ARE 1/4W, 5%
 DIODES ARE D664
 TRANSISTORS ARE DEC8534B
 CAPACITORS ARE .01 MFD, 100V, 20%
 E4 IS DEC7430N
 E2, E6 ARE DEC7460N
 E1, E3, E5, E7 ARE DEC7400N
 PIN 7 ON EACH IC = GND
 PIN 14 ON EACH IC = +5V
 S1 IS SWITCH #6AT1-T2

PARTS LIST A-PL-M703-0-0

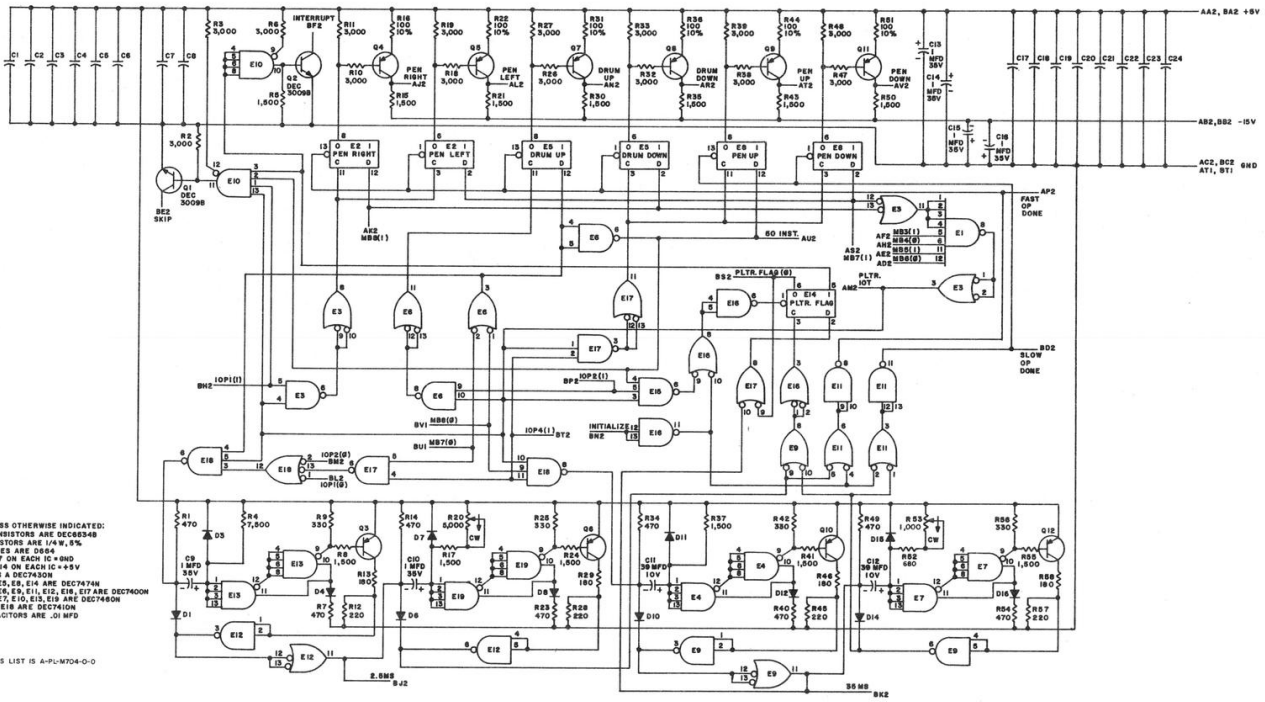
REV.	CHK'D	DATE
1	Dr. Miller	9-27-67
2		
3		
4		
5		
6		
7		
8		
9		
10		

TRANSISTOR & DIODE CONVERSION CHART	
DEC	EIA
DEC6534B	MPS6534
D664	IN3606
DEC3009B	2N3009

digital		TITLE	
EQUIPMENT CORPORATION		POWER FAIL M703	
SIZE	CODE	NUMBER	REV.
B	CS	M703-0-1	J
MAYNARD, MASSACHUSETTS			
PRINTED CIRCUIT REV.			
J			

THIS DOCUMENT IS TECHNICAL ONLY FOR USE AND SERVICE PURPOSES. THE CIRCUITS AND PROPORTIONS IN THIS DOCUMENT SHOULD BE TREATED ACCORDING TO THE COPYRIGHT FREE BY DIGITAL EQUIPMENT CORPORATION.

3 1-0-502M 03 3



UNLESS OTHERWISE INDICATED:
 TRANSISTORS ARE DEC68348
 DIODES ARE DEC68348
 RESISTORS ARE 1/4 W, 5%
 PIN 7 ON EACH IC = GND
 PIN 14 ON EACH IC = +9V
 E1 IS A DEC7430
 E2, E3, E4, E5, E6, E7, E8, E9, E10, E11, E12, E13, E14, E15, E16, E17, E18, E19, E20, E21, E22, E23, E24, E25, E26, E27, E28, E29, E30, E31, E32, E33, E34, E35, E36, E37, E38, E39, E40, E41, E42, E43, E44, E45, E46, E47, E48, E49, E50, E51, E52, E53, E54, E55, E56, E57, E58, E59, E60, E61, E62, E63, E64, E65, E66, E67, E68, E69, E70, E71, E72, E73, E74, E75, E76, E77, E78, E79, E80, E81, E82, E83, E84, E85, E86, E87, E88, E89, E90, E91, E92, E93, E94, E95, E96, E97, E98, E99, E100 ARE DEC7430
 CAPACITORS ARE .01 MFD

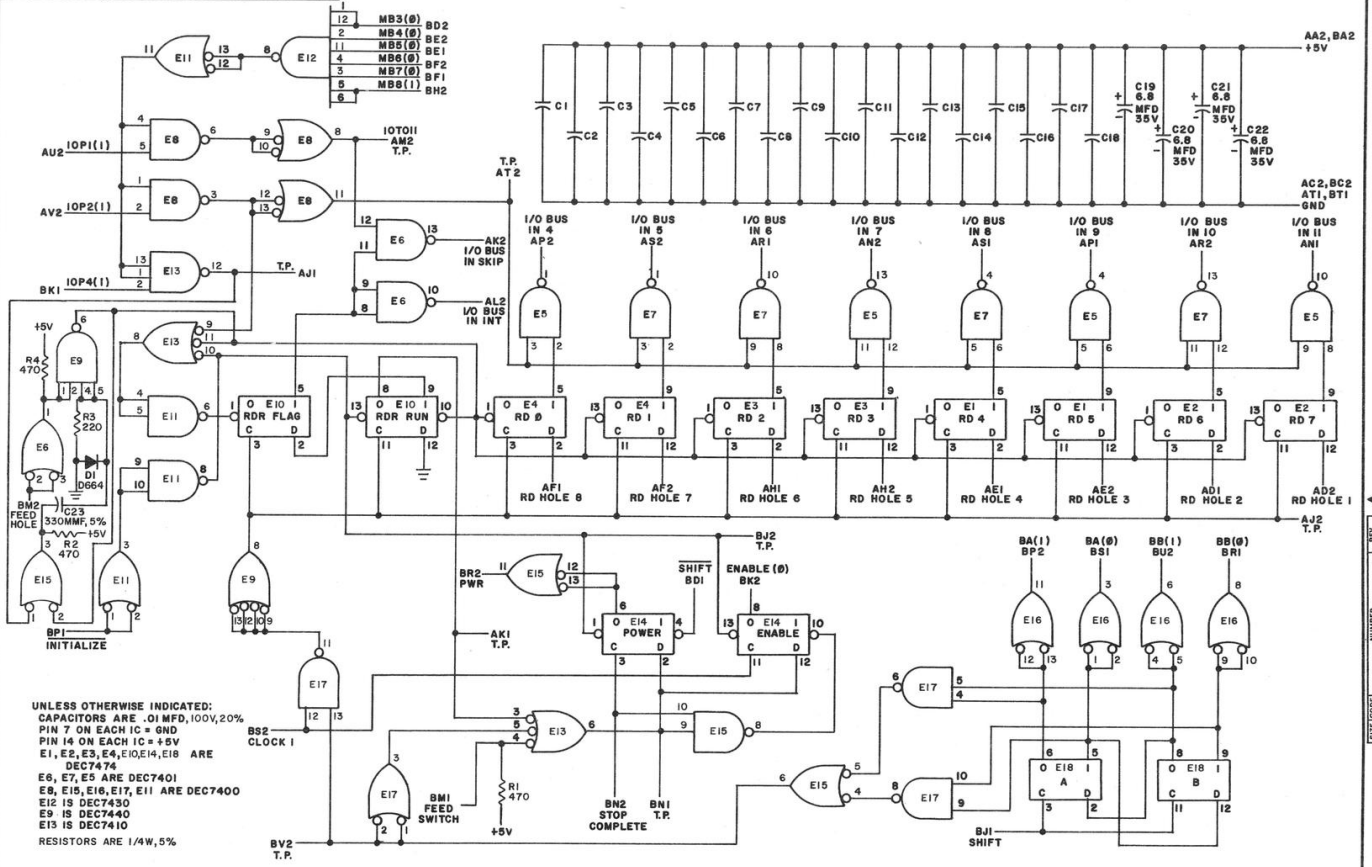
PARTS LIST IS A-PL-M704-G-0

REV	DATE	DESCRIPTION	BY	CHKD
1	10/1/74	ISSUED FOR PRODUCTION	PK	PK
2	10/1/74	REVISION	PK	PK
3	10/1/74	REVISION	PK	PK

NO.	QTY	DESCRIPTION	UNIT
1	1	TRANSISTOR & DIODE CONVERSION CHART	
2	1	DEC 7430	
3	1	DEC 7430	
4	1	DEC 7430	
5	1	DEC 7430	
6	1	DEC 7430	
7	1	DEC 7430	
8	1	DEC 7430	
9	1	DEC 7430	
10	1	DEC 7430	
11	1	DEC 7430	
12	1	DEC 7430	
13	1	DEC 7430	
14	1	DEC 7430	
15	1	DEC 7430	
16	1	DEC 7430	
17	1	DEC 7430	
18	1	DEC 7430	
19	1	DEC 7430	
20	1	DEC 7430	
21	1	DEC 7430	
22	1	DEC 7430	
23	1	DEC 7430	
24	1	DEC 7430	
25	1	DEC 7430	
26	1	DEC 7430	
27	1	DEC 7430	
28	1	DEC 7430	
29	1	DEC 7430	
30	1	DEC 7430	
31	1	DEC 7430	
32	1	DEC 7430	
33	1	DEC 7430	
34	1	DEC 7430	
35	1	DEC 7430	
36	1	DEC 7430	
37	1	DEC 7430	
38	1	DEC 7430	
39	1	DEC 7430	
40	1	DEC 7430	
41	1	DEC 7430	
42	1	DEC 7430	
43	1	DEC 7430	
44	1	DEC 7430	
45	1	DEC 7430	
46	1	DEC 7430	
47	1	DEC 7430	
48	1	DEC 7430	
49	1	DEC 7430	
50	1	DEC 7430	
51	1	DEC 7430	
52	1	DEC 7430	
53	1	DEC 7430	
54	1	DEC 7430	
55	1	DEC 7430	
56	1	DEC 7430	
57	1	DEC 7430	
58	1	DEC 7430	
59	1	DEC 7430	
60	1	DEC 7430	
61	1	DEC 7430	
62	1	DEC 7430	
63	1	DEC 7430	
64	1	DEC 7430	
65	1	DEC 7430	
66	1	DEC 7430	
67	1	DEC 7430	
68	1	DEC 7430	
69	1	DEC 7430	
70	1	DEC 7430	
71	1	DEC 7430	
72	1	DEC 7430	
73	1	DEC 7430	
74	1	DEC 7430	
75	1	DEC 7430	
76	1	DEC 7430	
77	1	DEC 7430	
78	1	DEC 7430	
79	1	DEC 7430	
80	1	DEC 7430	
81	1	DEC 7430	
82	1	DEC 7430	
83	1	DEC 7430	
84	1	DEC 7430	
85	1	DEC 7430	
86	1	DEC 7430	
87	1	DEC 7430	
88	1	DEC 7430	
89	1	DEC 7430	
90	1	DEC 7430	
91	1	DEC 7430	
92	1	DEC 7430	
93	1	DEC 7430	
94	1	DEC 7430	
95	1	DEC 7430	
96	1	DEC 7430	
97	1	DEC 7430	
98	1	DEC 7430	
99	1	DEC 7430	
100	1	DEC 7430	

DIST: 1/29 145 124 PK

THIS SCHEMATIC IS FURNISHED ONLY FOR TEST AND MAINTENANCE PURPOSES. THE CIRCUITS ARE PROPRIETARY IN NATURE AND SHOULD BE TREATED ACCORDINGLY. COPYRIGHT 1967 BY DIGITAL EQUIPMENT CORPORATION



UNLESS OTHERWISE INDICATED:
 CAPACITORS ARE .01 MFD, 100V, 20%
 PIN 7 ON EACH IC = GND
 PIN 14 ON EACH IC = +5V
 E1, E2, E3, E4, E10, E14, E18 ARE
 DEC7474
 E6, E7, E5 ARE DEC7401
 E8, E15, E16, E17, E11 ARE DEC7400
 E12 IS DEC7430
 E9 IS DEC7440
 E13 IS DEC7410
 RESISTORS ARE 1/4W, 5%

REV	DATE	BY	CHKD
1	10-10-67	SM	SM
2			
3			
4			
5			

DATE	SEC	EIA	SEC	EIA
DEC 64		INE45		

DATE	SEC	EIA	DATE	SEC	EIA
DEC 64		INE45			

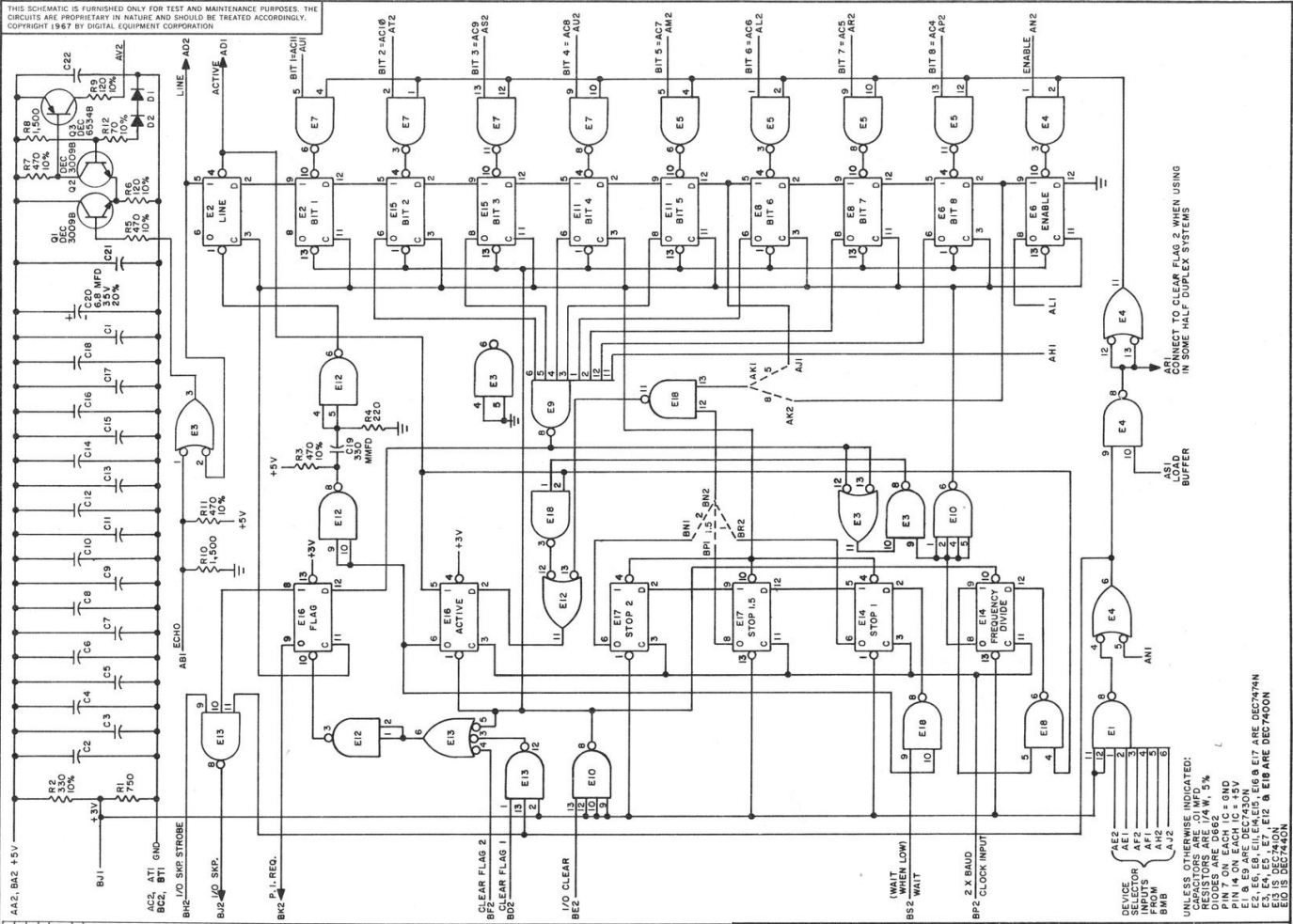
DATE	SEC	EIA	DATE	SEC	EIA
DEC 64		INE45			

DATE	SEC	EIA	DATE	SEC	EIA
DEC 64		INE45			

digital TITLE: READER CONTROL M705
 EQUIPMENT CORPORATION
 MAYNARD, MASSACHUSETTS
 SIZE CODE: C CS NUMBER: M705-0-1
 PRINTED CIRCUIT REV: J

REV. NUMBER
 C CS M705-0-1

THIS SCHEMATIC IS FURNISHED ONLY FOR TEST AND MAINTENANCE PURPOSES. THE CIRCUITS ARE PROPRIETARY IN NATURE AND SHOULD BE TREATED ACCORDINGLY. COPYRIGHT 1967 BY DIGITAL EQUIPMENT CORPORATION.



REVISIONS:

NO.	DESCRIPTION	DATE
1	INITIAL DESIGN	11/15/67
2	REVISED FOR M707-01	1/10/68
3	REVISED FOR M707-01	1/10/68
4	REVISED FOR M707-01	1/10/68
5	REVISED FOR M707-01	1/10/68
6	REVISED FOR M707-01	1/10/68
7	REVISED FOR M707-01	1/10/68
8	REVISED FOR M707-01	1/10/68
9	REVISED FOR M707-01	1/10/68
10	REVISED FOR M707-01	1/10/68

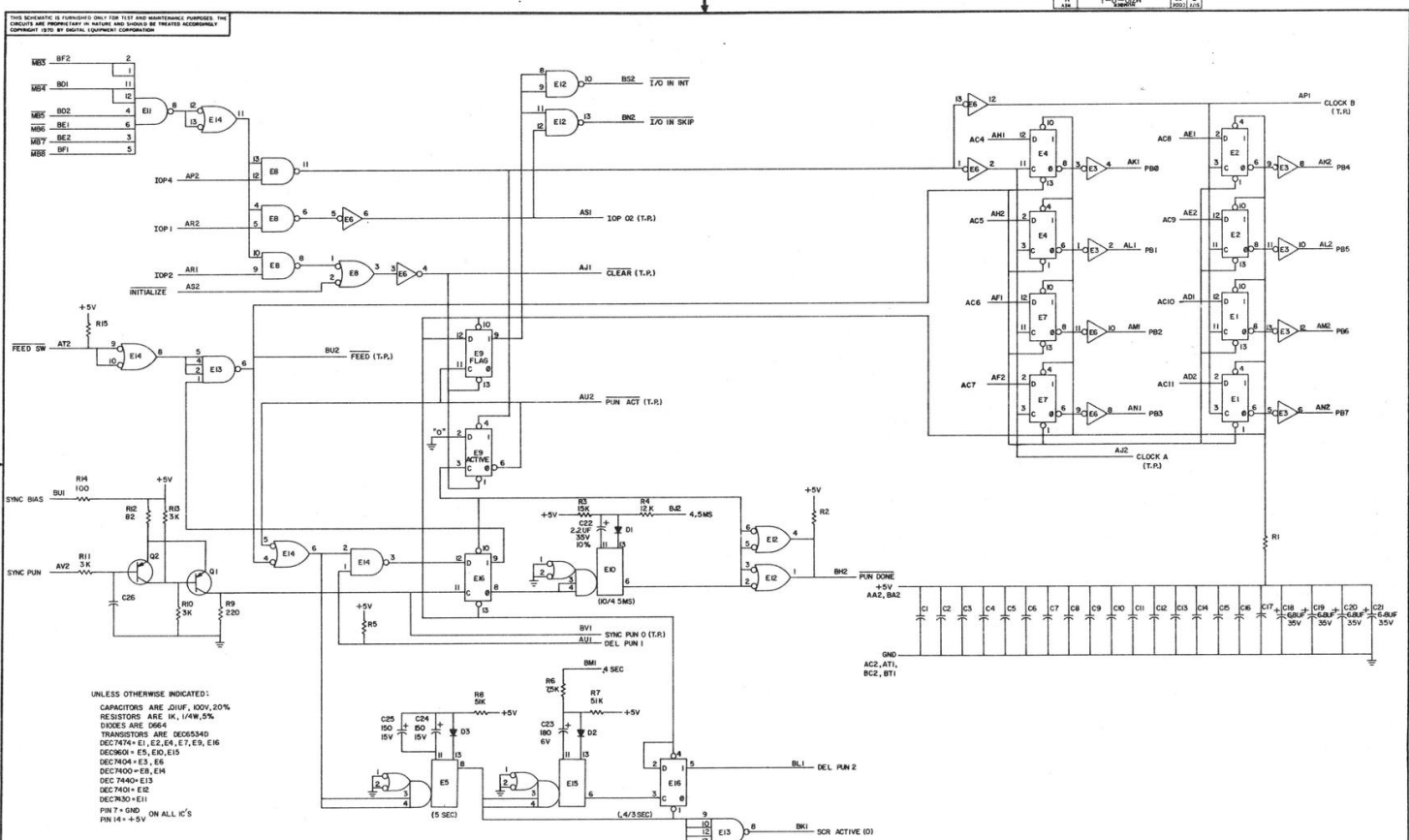
TRANSISTOR & DIODE CONVERSION CHART

DEC	EIA	DEC	EIA
2N645	2N645		
2N5009	2N5009		
MP6534B	MP6534		

digital EQUIPMENT CORPORATION
 SAFFORD, MASSACHUSETTS

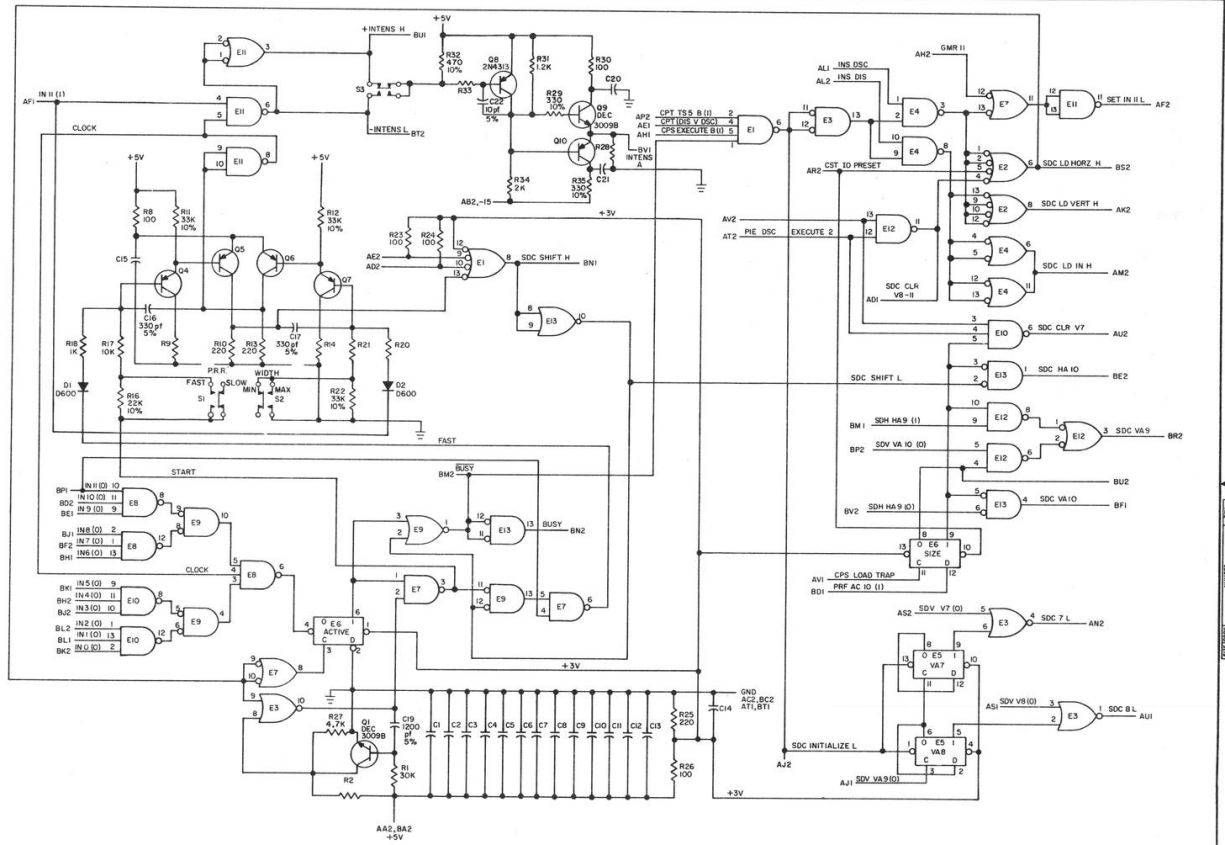
TITLE: TELETYPE TRANSMITTER M707
 SIZE: CS NUMBER: M707-0-1
 PRINTED CIRCUIT REV: D

UNLESS OTHERWISE INDICATED:
 CAPACITORS ARE 0.1 MFD
 RESISTORS ARE 1/4 WATT 5%
 PIN 7 ON EACH IC = GND
 E1 & E2 ARE DEC7430N
 E3 & E4 ARE DEC7430N
 E5 & E6 ARE DEC7430N
 E7 & E8 ARE DEC7430N
 E9 & E10 ARE DEC7430N
 E11 & E12 ARE DEC7430N
 E13 & E14 ARE DEC7430N
 E15 & E16 ARE DEC7430N
 E17 & E18 ARE DEC7430N



THIS SCHEMATIC IS FURNISHED ONLY FOR TEST AND MAINTENANCE PURPOSES. THE CIRCUITRY AND COMPONENTS BY NATURE AND SHOULD BE TREATED ACCORDINGLY. COPYRIGHT 1965 BY DIGITAL EQUIPMENT CORPORATION.

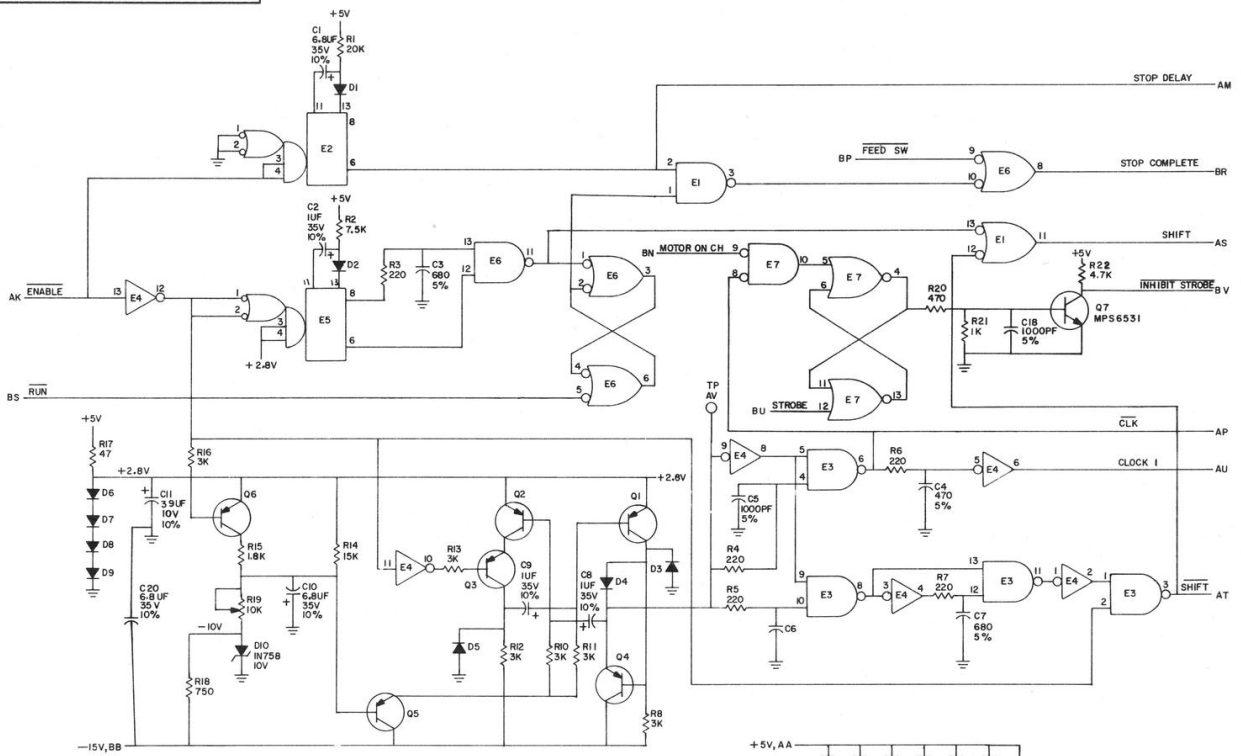
1-0-114W 51 8
 3
 1-0-114W 51 8



UNLESS OTHERWISE INDICATED:
 TRANSISTORS ARE DEC3308
 CAPACITORS ARE .01 MFD, 100V, 20%
 RESISTORS ARE 2.2K, 1/4W, 5%
 S1, S2, S3 ARE 12069H
 E5, E6 ARE DEC7474
 E4, E7, E8, E9 ARE DEC7400
 E3, E9, E13 ARE DEC7402
 E8, E10 ARE DEC7410
 E1, E2 ARE DEC7440
 PIN 7 ON EACH IC = GND
 PIN 14 ON EACH IC = +5V

REV	DATE	BY	CHKD	TRANSISTOR & DIODE CONVERSION CHART	FILE
1	11/11/65	SCOPE CONTROL M711
2
3
4
5
6
7
8
9
10

THIS SCHEMATIC IS FURNISHED ONLY FOR TEST AND MAINTENANCE PURPOSES. THE CIRCUITS ARE PROPRIETARY IN NATURE AND SHOULD BE TREATED ACCORDINGLY. COPYRIGHT 1967 BY DIGITAL EQUIPMENT CORPORATION



UNLESS OTHERWISE INDICATED:
 TRANSISTORS = DEC6534D
 DIODES = D664
 RESISTORS = 1/4W, 5%
 CAPACITORS = .01UF, 100V, 20%
 E1, E3, E6 = DEC7400
 E4 = DEC7404
 E2, E5 = DEC9601
 PIN 7 = GND ON ALL IC'S
 PIN 14 = +5V
 E7 = DEC7402

REV. K
 NUMBER M715-0-1
 TITLE CODE C CS

REV	DATE	BY	CHKD
1	06/06/67	AT	CC002
2	06/06/67	AT	CC002
3	06/06/67	AT	CC002
4	06/06/67	AT	CC002

DRN	M. HALLER	DATE	10/16/67
CHKD	R. SILVERMAN	DATE	11/2/67
ENG	R. G. SOGGE	DATE	11/2/67
PROD		DATE	

TRANSISTOR & DIODE CONVERSION CHART			
DEC	EIA	DEC	EIA
DEC6534D	MPS6534	IN758	SAME
D664	IN3606		
DEC6531	MPS6531		

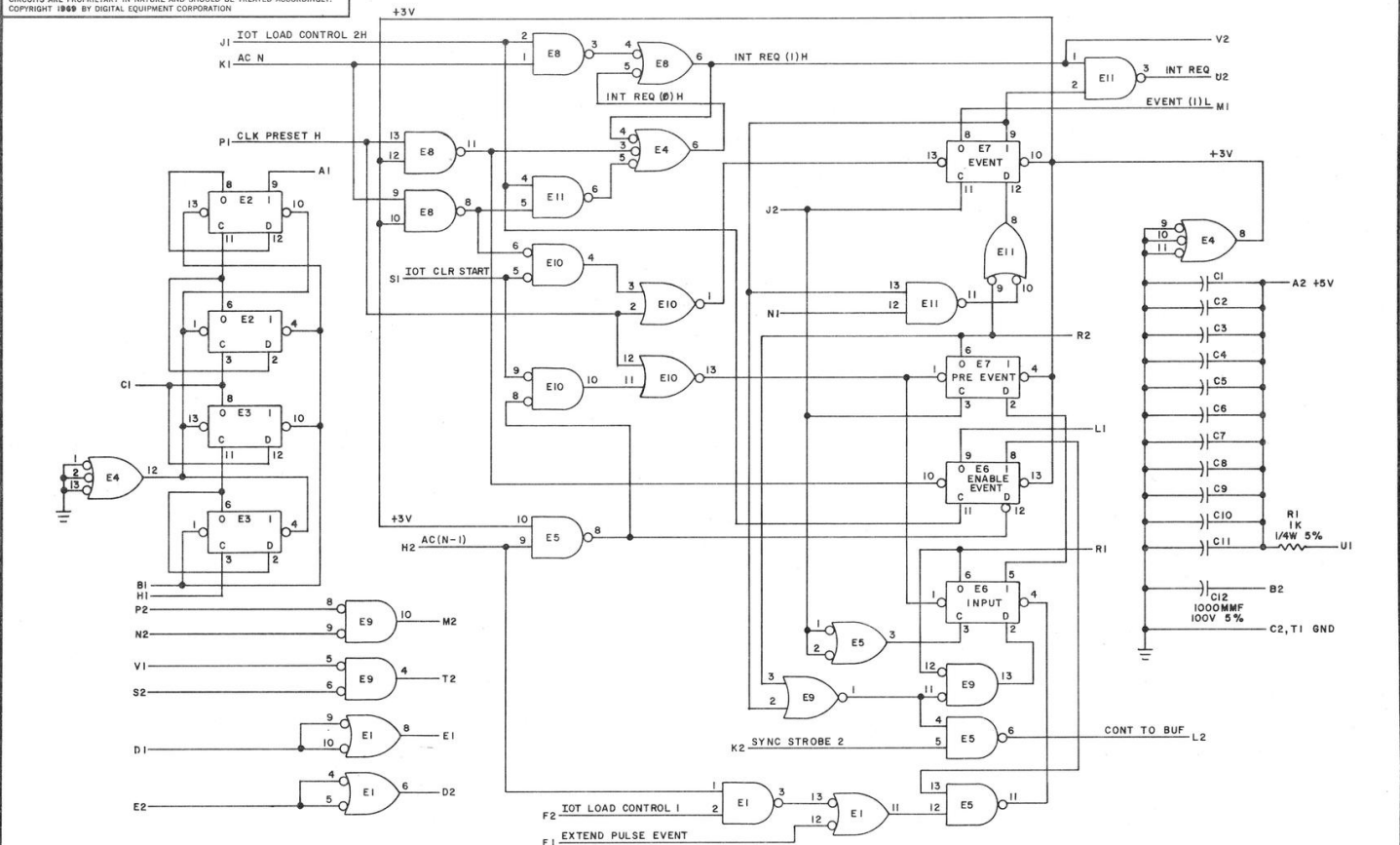
digital CORPORATION
 NATHAN, MASSACHUSETTS

TITLE: READER CLOCK M715

SIZE: C | CS
 NUMBER: M715-0-1
 REV: K

PRINTED CIRCUIT REV: E

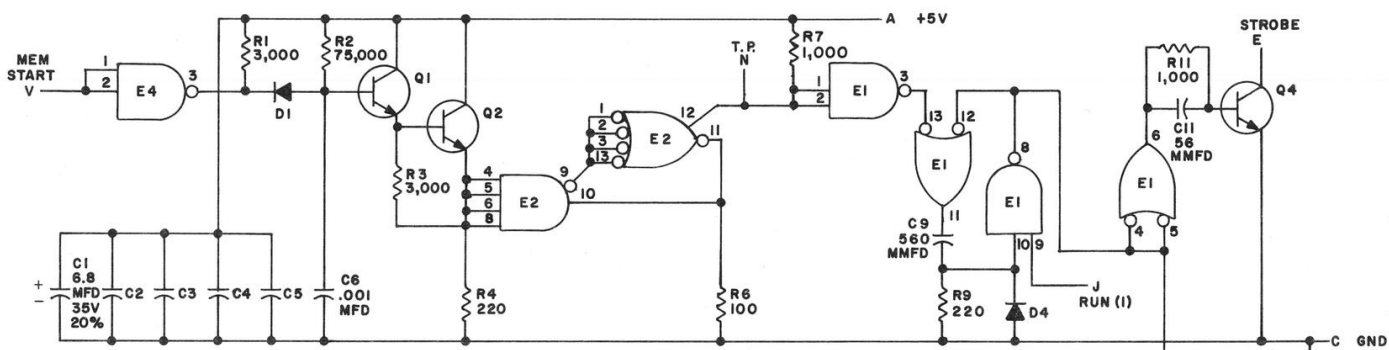
THIS SCHEMATIC IS FURNISHED ONLY FOR TEST AND MAINTENANCE PURPOSES. THE CIRCUITS ARE PROPRIETARY IN NATURE AND SHOULD BE TREATED ACCORDINGLY. COPYRIGHT 1969 BY DIGITAL EQUIPMENT CORPORATION



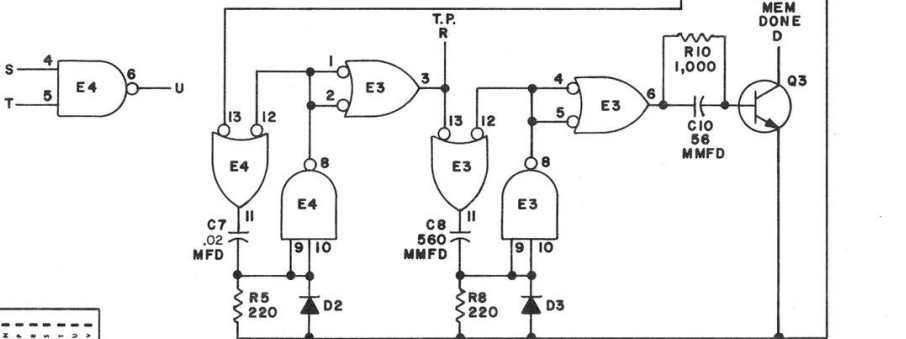
UNLESS OTHERWISE INDICATED:
 CAPACITORS ARE .01MFD
 PIN 7 ON EACH IC = GND
 PIN 14 ON EACH IC = +5V
 E1, E5, E8, E11 ARE DEC7400N
 E2, E3, E6, E7 ARE DEC7474N
 E4 IS DEC7410N
 E9, E10 ARE DEC7402N

REV. A
 NUMBER M720-0-1
 SIZE B
 CODE CS

THIS SCHEMATIC IS FURNISHED ONLY FOR TEST AND MAINTENANCE PURPOSES. THE CIRCUITS ARE PROPRIETARY IN NATURE AND SHOULD BE TREATED ACCORDINGLY. COPYRIGHT 1967 BY DIGITAL EQUIPMENT CORPORATION



UNLESS OTHERWISE INDICATED:
 CAPACITORS ARE .01 MFD
 DIODES ARE D664
 RESISTORS ARE 1/4W, 5%
 TRANSISTORS ARE DEC3009B
 E1, E3, E4 ARE DEC7400N
 PIN 7 ON EACH IC = GND
 PIN 14 ON EACH IC = +5V
 E2 IS DEC7460N



REV. NO.	CHKD.	DATE
1	W. H. H.	9-28-67
2	J. S.	10-1-67
3	J. S.	9-15-67

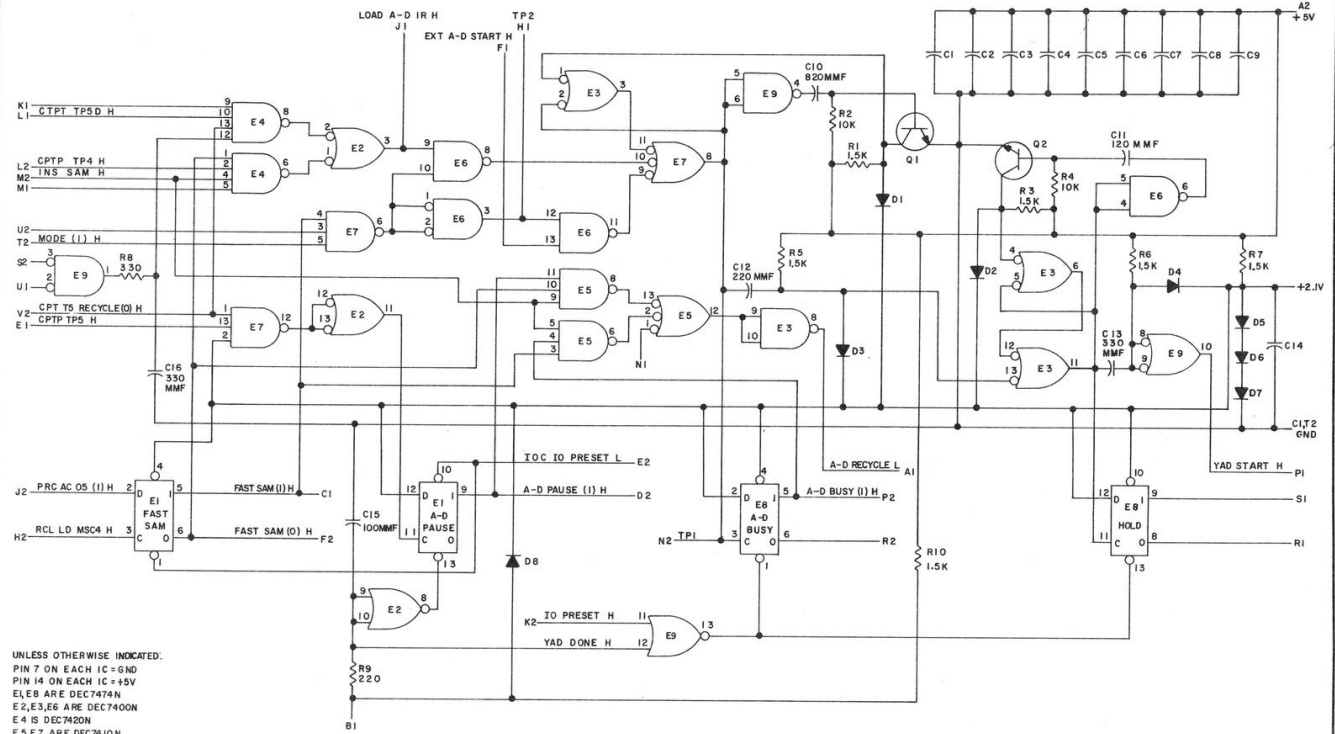
DRN.	DATE	TRANSISTOR & DIODE CONVERSION CHART	
Dr. H. H.	9-28-67	DEC	EIA
CHKD.	DATE	DEC3009B	2N3009
J. S.	10-1-67	D664	1N3606
ENR.	DATE		
J. S.	9-15-67		
PROD.	DATE		

SIZE	CODE	NUMBER	REV.
B	CS	M720-0-1	A

digital EQUIPMENT CORPORATION
 MAYNARD, MASSACHUSETTS

TITLE: MEMORY DETECTION M720
 PRINTED CIRCUIT REV. A

THIS SCHEMATIC IS FURNISHED ONLY FOR TEST AND MAINTENANCE PURPOSES. THE CIRCUITS ARE PROPRIETARY IN NATURE AND SHOULD BE TREATED ACCORDINGLY. COPYRIGHT 1969 BY DIGITAL EQUIPMENT CORPORATION.



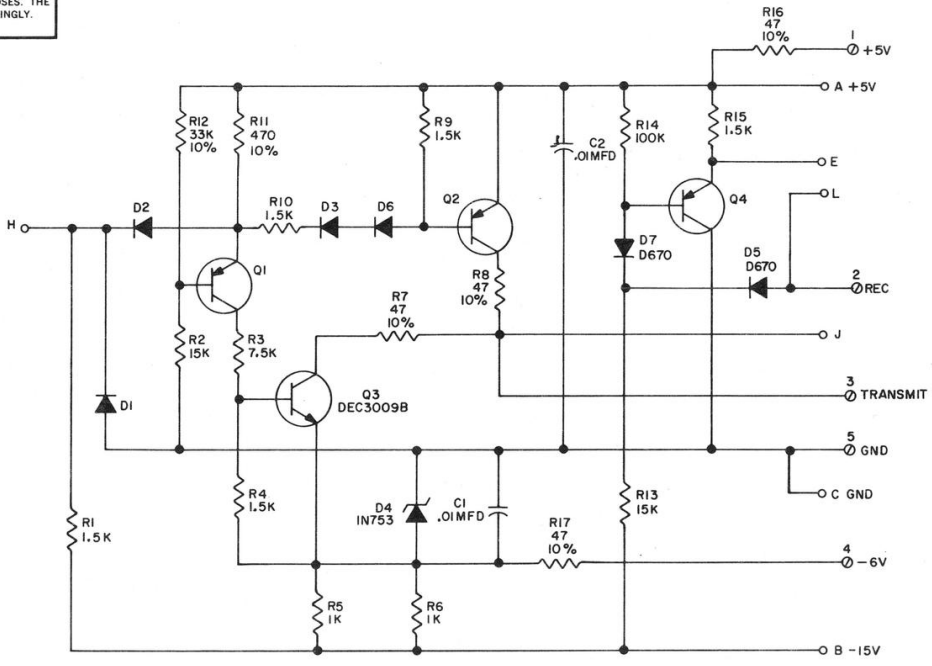
UNLESS OTHERWISE INDICATED.
 PIN 7 ON EACH IC = GND
 PIN 14 ON EACH IC = +5V
 E1, E8 ARE DEC7474N
 E2, E3, E6 ARE DEC7400N
 E4 IS DEC7410N
 E5, E7 ARE DEC7410N
 E9 IS DEC7402N
 CAPACITORS ARE .01MFD, 100V
 DIODES ARE D664
 RESISTORS ARE 1/4W 5%
 TRANSISTORS ARE DEC 3009B

REFERENCE DRAWING NO. DATE	DATE 12-20-69	TRANSISTOR & DIODE CONVERSION CHART DEC EIA DEC EIA DEC EIA	TITLE A-D CONTROL M760
DESIGNED BY DATE 12-20-69	CHECKED BY DATE 12-20-69	DEC EIA DEC EIA DEC EIA	SIZE CODE C CS
DRAWN BY DATE 12-20-69	DATE 12-20-69	DEC EIA DEC EIA DEC EIA	NUMBER M760-0-1
DEC FORM NO. DRC 102	DATE 12-20-69	DEC EIA DEC EIA DEC EIA	PRINTED CIRCUIT REV. A

DIST. # 37, # 35 PINK 5/

REV. A	NUMBER M850-0-1	SIZE B	CS CS
--------	-----------------	--------	-------

THIS SCHEMATIC IS FURNISHED ONLY FOR TEST AND MAINTENANCE PURPOSES. THE CIRCUITS ARE PROPRIETARY IN NATURE AND SHOULD BE TREATED ACCORDINGLY. COPYRIGHT 1969 BY DIGITAL EQUIPMENT CORPORATION



UNLESS OTHERWISE INDICATED:
 Ⓞ ARE SPLIT LUGS
 RESISTORS ARE 1/4W, 5%
 DIODES ARE D664
 TRANSISTORS ARE DEC6534B

REVISIONS	CHK	CHG	NO	REV.	A
			0000	1	

DRN.	DATE	6/3/67
CHK'D	DATE	6/3/67
ENR.	DATE	6/3/67
PRD.	DATE	6/3/67

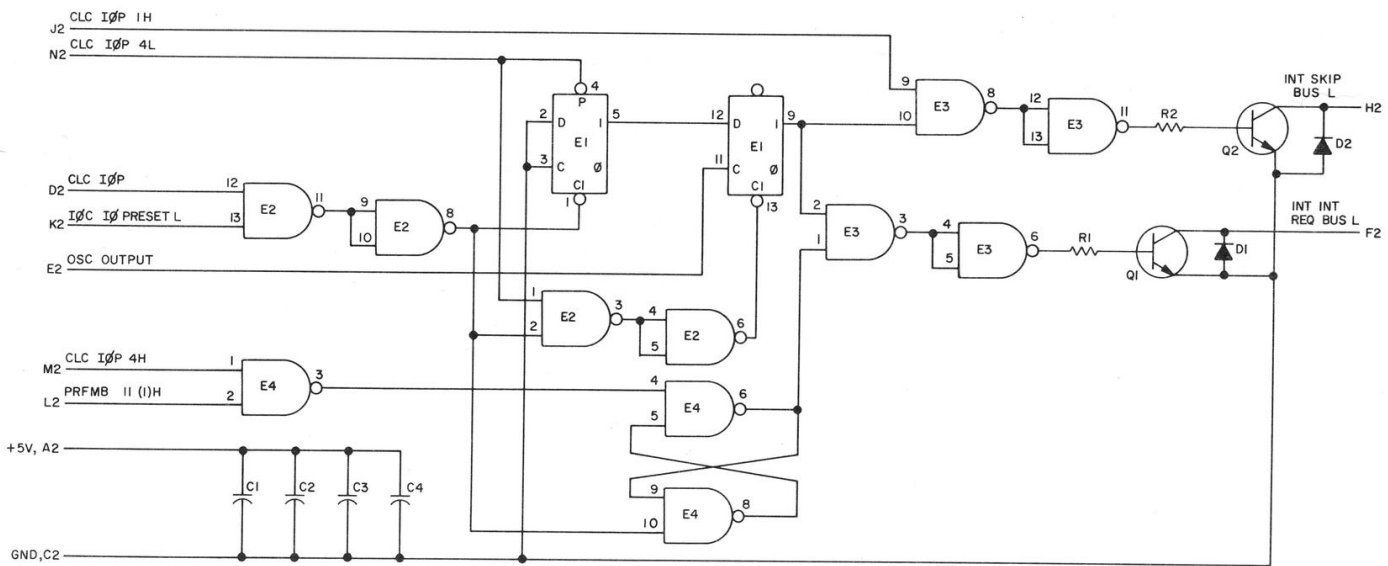
TRANSISTOR & DIODE CONVERSION CHART			
DEC	EIA	DEC	EIA
DEC6534B	MPS6534		
DEC3009B	2N3009		
D664	IN3606		
D670	IN3653		



TITLE				CONVERTER AND CABLE CONNECTOR M850			
SIZE B	CODE CS	NUMBER M850-0-1	REV. A				
PRINTED CIRCUIT REV.				A			

REV. 1-0-028W M870-0-1 B CS 8

THIS SCHEMATIC IS FURNISHED ONLY FOR TEST AND MAINTENANCE PURPOSES. THE CIRCUITS ARE PROPRIETARY IN NATURE AND SHOULD BE TREATED ACCORDINGLY. COPYRIGHT 1970 BY DIGITAL EQUIPMENT CORPORATION



UNLESS OTHERWISE INDICATED:
 RESISTORS ARE 390, 1/4W, 5%
 CAPACITORS ARE .01MFD, 100V, 20%
 TRANSISTORS ARE DEC3009B
 DIODES ARE D664
 E2, E3, E4 ARE DEC7400
 E1 IS DEC7474
 PIN 7 ON EACH IC = GND
 PIN 14 ON EACH IC = +5V

REVISIONS	CHK	CHK NO.	REV.

DRN	BUTLER	DATE	1/29/70
CHK'D	S. Williams	DATE	3-15-70
ENG	S. Swil	DATE	8/25/70
PROD	D. Wall	DATE	10/2/70

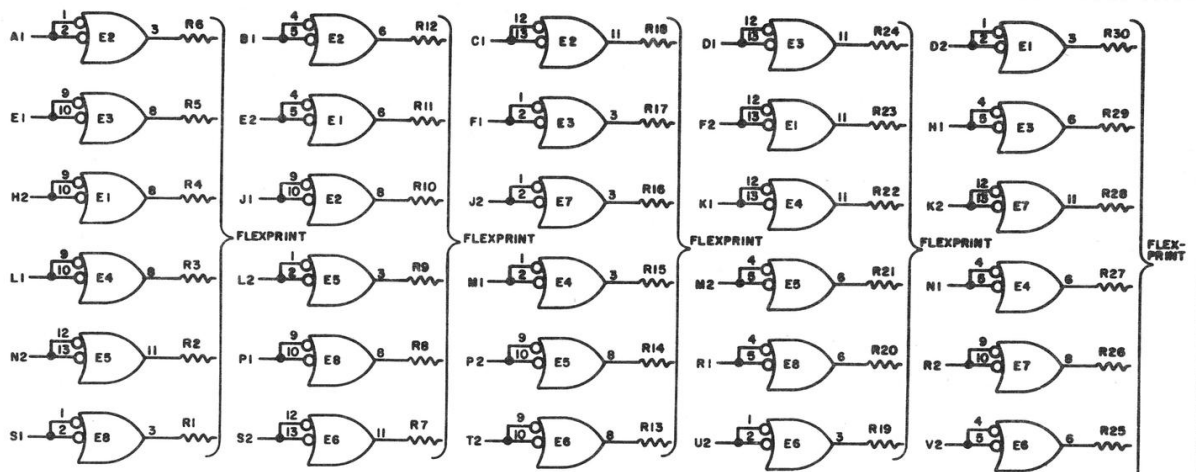
TRANSISTOR & DIODE CONVERSION CHART			
DEC	EIA	DFC	EIA
D664	IN3606		
DEC3009B-S	2N3009B		

digital
 EQUIPMENT CORPORATION
 MAYNARD, MASSACHUSETTS

TITLE			
SIMPLE CLOCK M870			
SIZE	CODE	NUMBER	REV.
B	CS	M870-0-1	
PRINTED CIRCUIT REV.			
A			

1-0-006# SC B

THIS SCHEMATIC IS FURNISHED ONLY FOR TEST AND MAINTENANCE PURPOSES. THE CIRCUITS ARE PROPRIETARY IN NATURE AND SHOULD BE TREATED ACCORDINGLY. COPYRIGHT 1967 BY DIGITAL EQUIPMENT CORPORATION



UNLESS OTHERWISE INDICATED:
 IC'S ARE DEC7400N
 RESISTORS ARE 470, 1/4W, 10%
 PIN 7 ON EACH IC = GND
 PIN 14 ON EACH IC = +5V

PARTS LIST IS A-PL-M900-0-0

REVISIONS	BY	DATE
1		
2		
3		
4		
5		

DRN.	DATE
By Miller	7-5-67
CHK'D	DATE
By Miller	7/14/67
APP'D	DATE
By Miller	7/14/67
PROD.	DATE

TRANSISTOR & DIODE CONVERSION CHART			
DEC	EIA	DEC	EIA

EQUIPMENT CORPORATION
 MAYNARD, MASSACHUSETTS

TITLE		PDP-8-1 CONSOLE CONNECTOR M900	
SIZE	CODE	NUMBER	REV.
B	CS	M900-0-1	B
PRINTED CIRCUIT REV.		C/D	

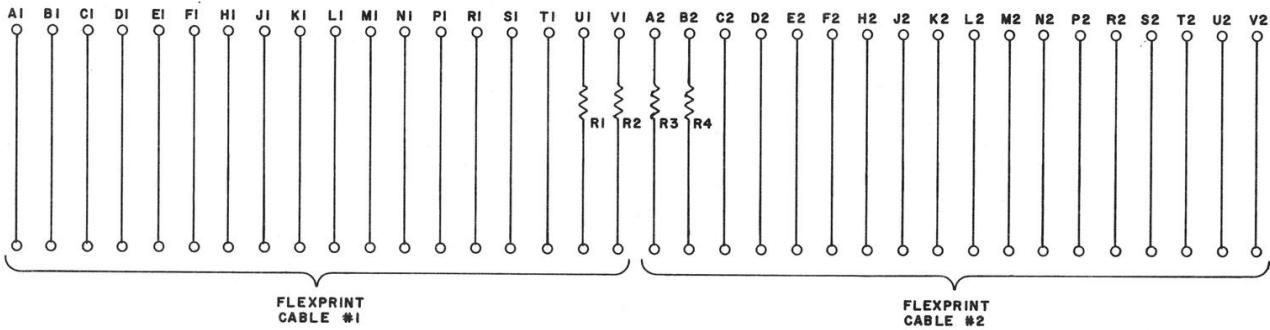
DEC FORM NO. 102

DIST. 324,434,435 3 PINK

↓

REV.	C	NUMBER	M901-0-1	CS	B	SIZE
------	---	--------	----------	----	---	------

THIS SCHEMATIC IS FURNISHED ONLY FOR TEST AND MAINTENANCE PURPOSES. THE CIRCUITS ARE PROPRIETARY IN NATURE AND SHOULD BE TREATED ACCORDINGLY. COPYRIGHT 1968 BY DIGITAL EQUIPMENT CORPORATION



R1-R4	RES. 10 1/4W 10% CC	1300170
	PARTS LIST	A-PL-M901-0-0
REFERENCE DESIGNATION	DESCRIPTION	PART NO.

DRN.	<i>M. Waller</i>	DATE	8-17-68
CHKD.	<i>M. Waller</i>	DATE	8-19-68
ENG.	<i>D. W. H. W.</i>	DATE	11/5/68
PROD.		DATE	

TRANSISTOR & DIODE CONVERSION CHART			
DEC	EIA	DEC	EIA

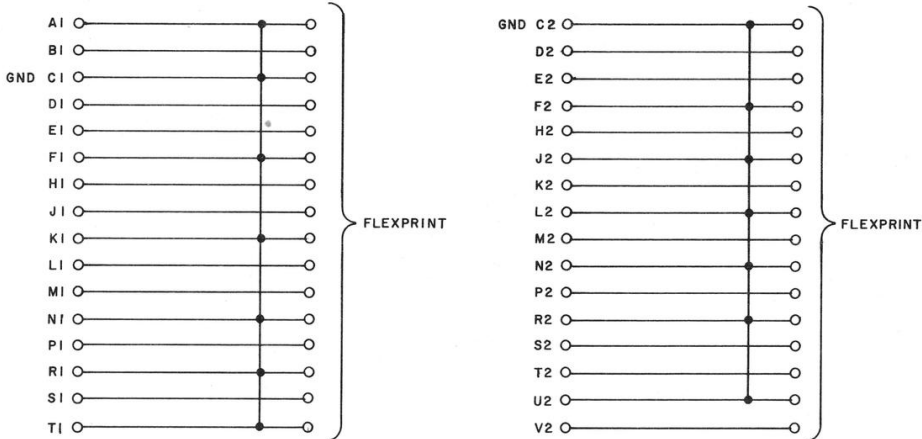
digital
EQUIPMENT CORPORATION
MAYNARD, MASSACHUSETTS

TITLE				FLEXPRINT CABLE CONNECTOR M901			
SIZE	CODE	NUMBER	REV.				
B	CS	M901-0-1	C				
PRINTED CIRCUIT REV.				B C			

REVISIONS	CHK	CHG	NO.	REV.

REV. NUMBER SIZE CODE B CS M903-0-1

THIS SCHEMATIC IS FURNISHED ONLY FOR TEST AND MAINTENANCE PURPOSES. THE CIRCUITS ARE PROPRIETARY IN NATURE AND SHOULD BE TREATED ACCORDINGLY. COPYRIGHT 1968 BY DIGITAL EQUIPMENT CORPORATION

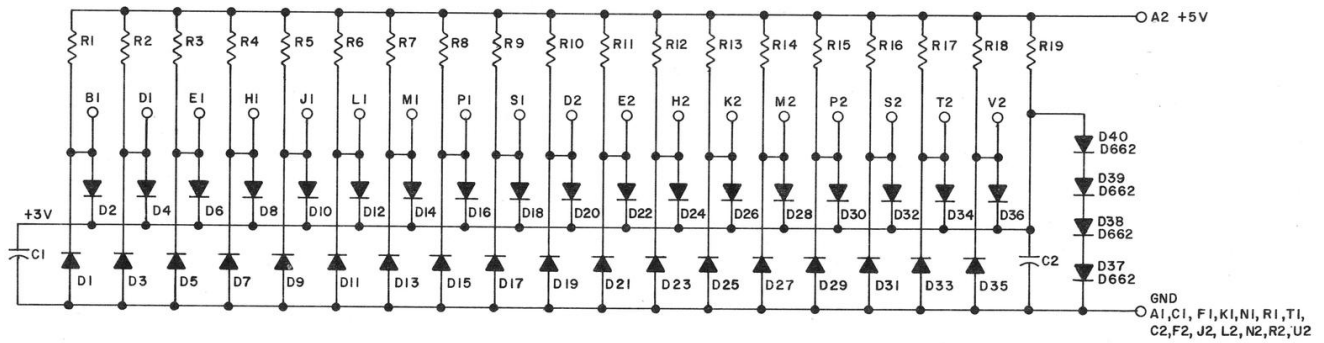


PARTS LIST IS A-PL-M903-0-0

REVISIONS CHK CHG NO REV	DRN. <i>M. Walker</i>	DATE 7-2-68	TRANSISTOR & DIODE CONVERSION CHART					TITLE CONNECTOR (FLEXPRINT) M903		
	CHK'D <i>W. Walker</i>	DATE 7-3-68	DEC	EIA	DEC	EIA		SIZE B	CODE CS	NUMBER M903-0-1
	ENG. <i>H. Walker</i>	DATE 7/12/68					PRINTED CIRCUIT REV. A			
	PROD.	DATE					DIST. 314 434 435			P I N K

REV B
 NUMBER 1-0-906W
 SIZE B
 CODE CS

THIS SCHEMATIC IS FURNISHED ONLY FOR TEST AND MAINTENANCE PURPOSES. THE CIRCUITS ARE PROPRIETARY IN NATURE AND SHOULD BE TREATED ACCORDINGLY. COPYRIGHT 1968 BY DIGITAL EQUIPMENT CORPORATION



UNLESS OTHERWISE INDICATED:
 RESISTORS ARE 220, 1/4 W, 5%
 DIODES ARE D664
 CAPACITORS ARE .01 MFD, 100V, 20%

REVISIONS	CHK CHG NO. REV.	REV. B RECD.	DOCOO1 B
-----------	------------------	--------------	----------

DRN. M. HALLER	DATE 8-2-68
CHK'D W. MULLEN	DATE 8-2-68
ENG. D.A. WHITE	DATE 10-16-68
PROD.	DATE

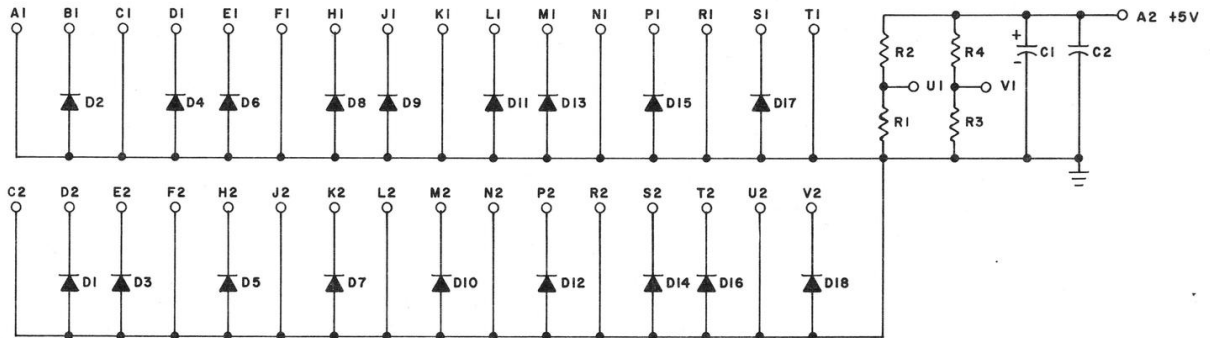
TRANSISTOR & DIODE CONVERSION CHART			
DEC	EIA	DEC	EIA
D662	1N645		
D664	1N3606		

digital
 EQUIPMENT CORPORATION
 MAYNARD, MASSACHUSETTS

TITLE			
CABLE TERMINATOR M906			
SIZE B	CODE CS	NUMBER M906-0-1	REV. B
PRINTED CIRCUIT REV.			A B

REV. NUMBER SIZE CODE B CS M907-0-1

THIS SCHEMATIC IS FURNISHED ONLY FOR TEST AND MAINTENANCE PURPOSES. THE CIRCUITS ARE PROPRIETARY IN NATURE AND SHOULD BE TREATED ACCORDINGLY. COPYRIGHT 1968 BY DIGITAL EQUIPMENT CORPORATION



D1-D18	DIODE D664	1100114
R2,R4	RES. 330 1/4W 5% CC	1300295
R1,R3	RES. 750 1/4W 5% CC	1301401
C1	CAP. 6.8MFD 35V 20% STANT	1000067
C2	CAP. .01MFD 100V 20% DISC	1001610
PARTS LIST		A-PL-M907-0-0
REFERENCE DESIGNATION	DESCRIPTION	PART NO.

 <----->

REVISIONS
 CHK'D (ENG NO.) REV.

DRN. *m. Weller* DATE 8-9-68
 CHK'D *M. Weller* DATE 8-9-68
 ENG. *F. Brown* DATE 7/16/68
 PROD. DATE

TRANSISTOR & DIODE CONVERSION CHART			
DEC		EIA	
D664		IN3606	

digital
 EQUIPMENT CORPORATION
 MAYNARD, MASSACHUSETTS

TITLE		DIODE CLAMP M907	
SIZE	CODE	NUMBER	REV.
B	CS	M907-0-1	
PRINTED CIRCUIT REV.			A


REV. M921-0-1 CS 8 SIZE

THIS SCHEMATIC IS FURNISHED ONLY FOR TEST AND MAINTENANCE PURPOSES. THE CIRCUITS ARE PROPRIETARY IN NATURE AND SHOULD BE TREATED ACCORDINGLY. COPYRIGHT 1969 BY DIGITAL EQUIPMENT CORPORATION

PIN SIGNAL ASSIGNMENTS

OUT			
DEVICE A	DEVICE B	DEVICE C	SIGNAL
AI	BI	CI	MB3
DI	EI	FI	MB4
HI	JI	KI	MB5
LI	MI	NI	MB6
PI	RI	SI	MB7
UI	VI	T2	MB8

IN	
D2	MB3(O)
E2	MB3(I)
F2	MB4(O)
H2	MB4(I)
J2	MB5(O)
K2	MB5(I)
L2	MB6(O)
M2	MB6(I)
N2	MB7(O)
P2	MB7(I)
R2	MB8(O)
S2	MB8(I)

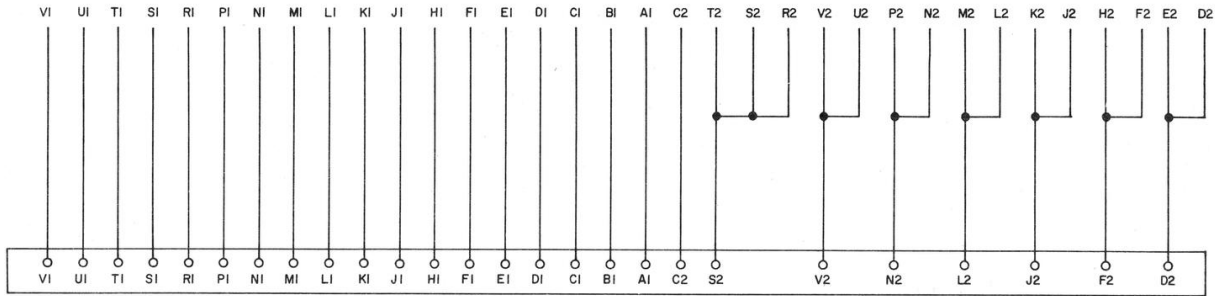


UNLESS OTHERWISE INDICATED:
 Ⓞ ARE SPLIT LUGS

REVISIONS CHK'G NO. REV.	DRN. BUTLER	DATE 11/6/69	TRANSISTOR & DIODE CONVERSION CHART				digital EQUIPMENT CORPORATION MAYNARD, MASSACHUSETTS	TITLE DEVICE CODE SELECT JUMPER BOARD		
	CHK'D C. J. Paletto	DATE 1/24/69	DEC	EIA	DEC	EIA		SIZE B	CODE CS	NUMBER M921-0-1
	ENG'D Deanda	DATE 1/24/69					PRINTED CIRCUIT REV. B			
	PROD.	DATE								

REV.	NUMBER	SIZE
	M941-0-1	B CS

THIS SCHEMATIC IS FURNISHED ONLY FOR TEST AND MAINTENANCE PURPOSES. THE CIRCUITS ARE PROPRIETARY IN NATURE AND SHOULD BE TREATED ACCORDINGLY. COPYRIGHT 1970 BY DIGITAL EQUIPMENT CORPORATION



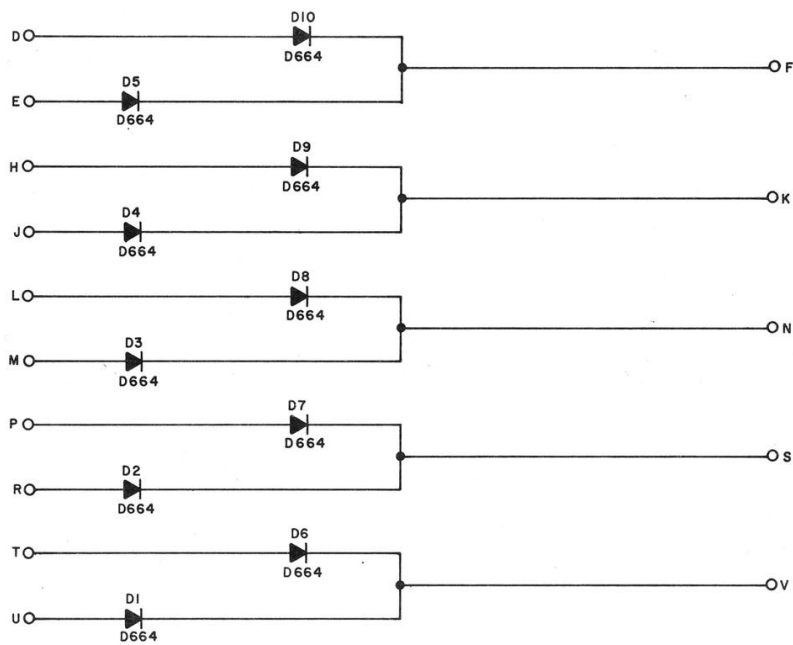
CONNECTOR 7900-0155-0

REVISIONS CHK CHG NO REV	DRN NANCY MOORE	DATE 9/1/70	TRANSISTOR & DIODE CONVERSION CHART				 digital EQUIPMENT CORPORATION MAYNARD, MASSACHUSETTS	TITLE JUMPER/EXTENDER BOARD M941		
	CHK'D S. Appleby	DATE 5/14/70	DEC	EIA	DEC	EIA		SIZE B	CODE CS	NUMBER M941-0-1
	ENR S. Appleby	DATE 5/14/70					PRINTED CIRCUIT REV.	A		
	PROB R. Williams	DATE 5/14/70								

5 PINK

REV	A
SIZE	B
CODE	CS
NUMBER	R002-0-1

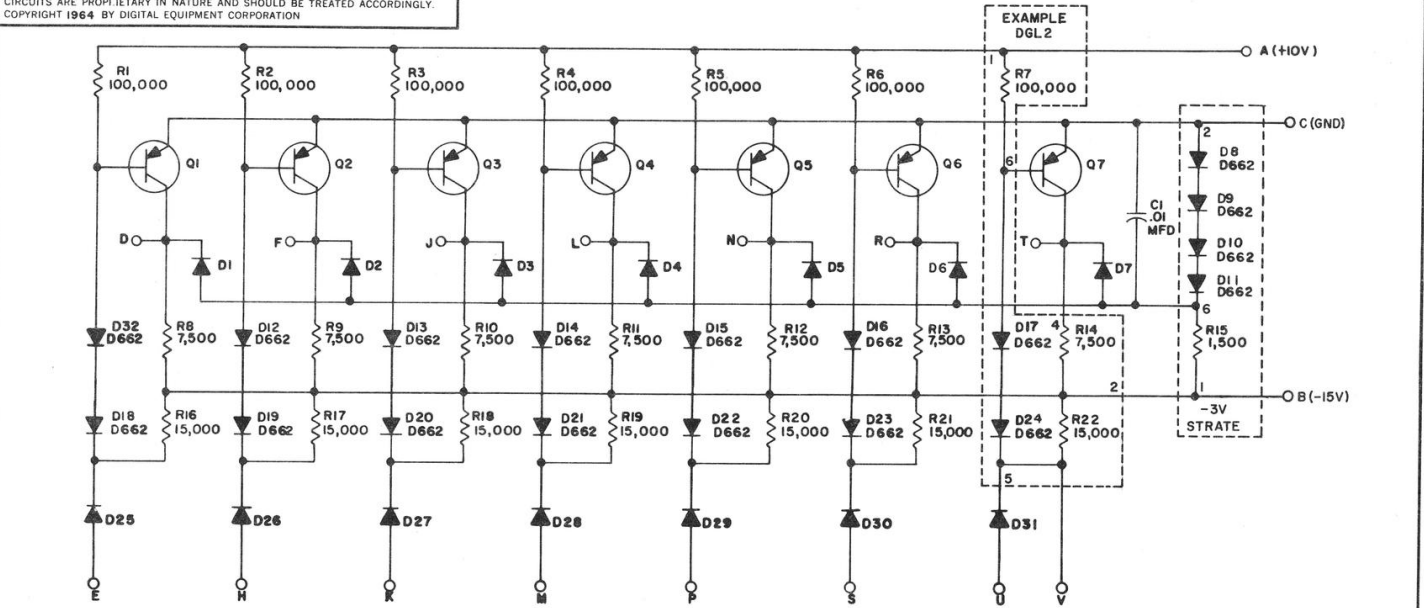
THIS SCHEMATIC IS FURNISHED ONLY FOR TEST AND MAINTENANCE PURPOSES. THE CIRCUITS ARE PROPRIETARY IN NATURE AND SHOULD BE TREATED ACCORDINGLY. COPYRIGHT 1964 BY DIGITAL EQUIPMENT CORPORATION



REVISIONS CHK'G NO. REV. 5837 A	DRN H. PORTER DATE 5-21-64	TRANSISTOR & DIODE CONVERSION CHART				 EQUIPMENT CORPORATION MAYNARD, MASSACHUSETTS	TITLE DIODE CLUSTER R002		
	CHK'D N. PERRYMAN DATE 5-25-64	DEC	EIA	DEC	EIA		SIZE B	CODE CS	NUMBER R002-0-1
	ENG R. BANK DATE 5-25-64	D664	IN3606			PRINTED CIRCUIT REV. B			
	PROD DATE								

H
REV. A38
NUMBER RI07-0-1
SIZE B
CODE CS
B

THIS SCHEMATIC IS FURNISHED ONLY FOR TEST AND MAINTENANCE PURPOSES. THE CIRCUITS ARE PROPRIETARY IN NATURE AND SHOULD BE TREATED ACCORDINGLY. COPYRIGHT 1964 BY DIGITAL EQUIPMENT CORPORATION



UNLESS OTHERWISE INDICATED;
RESISTORS ARE 1/4W, 5%
DIODES ARE D-664
TRANSISTORS ARE DEC 3639B
PRINTED CIRCUIT REV FOR
DGL BOARD IS SIA

REV.	CHK	CHK NO	REV
1	DMW	4863	1
2	REV	4863	1
3	REV	5377	1
4	REV	5461	1
5	REV	5685	1
6	REV	6559	1

DRN:	A QUELLETTE	DATE:	9-1-64
CHK'D:	N PERRYMAN	DATE:	9-10-64
ENG.:	D WHITE	DATE:	9-10-64
PROD.:		DATE:	

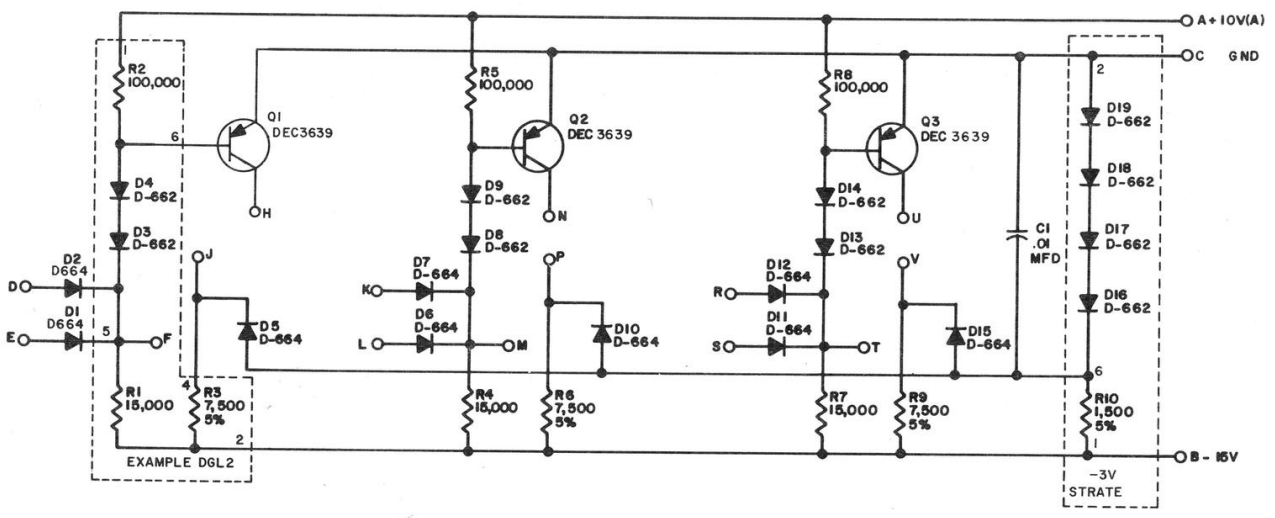
TRANSISTOR & DIODE CONVERSION CHART			
DEC	EIA	DEC	EIA
DEC 3639B	2N3639		
D662	IN645		
D664	IN3606		

digital
EQUIPMENT CORPORATION
MAYNARD, MASSACHUSETTS

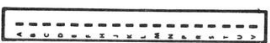
TITLE		INVERTER RI07	
SIZE	CODE	NUMBER	REV.
B	CS	RI07-0-1	H
PRINTED CIRCUIT REV.			C D

REV.	F
NUMBER	RIII-0-1
SIZE	B
CODE	CS

THIS SCHEMATIC IS FURNISHED ONLY FOR TEST AND MAINTENANCE PURPOSES. THE CIRCUITS ARE PROPRIETARY IN NATURE AND SHOULD BE TREATED ACCORDINGLY. COPYRIGHT 1964 BY DIGITAL EQUIPMENT CORPORATION



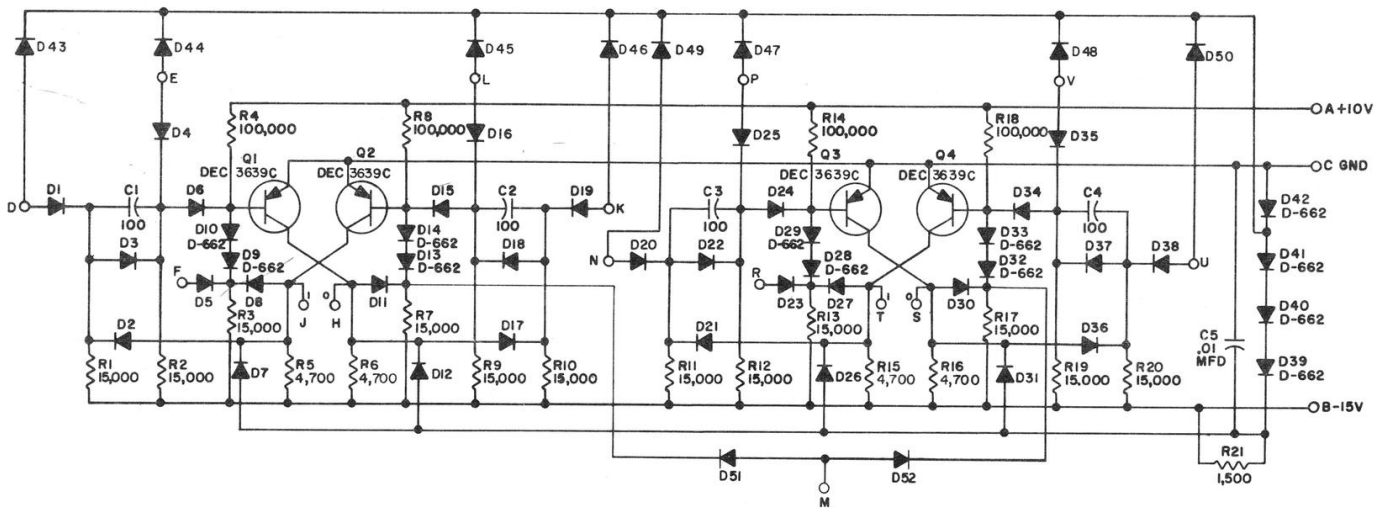
UNLESS OTHERWISE INDICATED:
RESISTORS ARE 1/4W; 5%
PRINTED CIRCUIT REV. FOR
DGL BOARD IS SIB



REVISIONS CHG NO. REV. DATE BY 4756 I 5-25-64 N.P. 5378 D 5-25-64 R.B. 5459 E 5-25-64 R.B. 6634 F 5-25-64 R.B.		DRN: H PORTER CHK'D: N. PERRYMAN ENG.: R. BANK PROD.:		DATE: 5-15-64 DATE: 5-25-64 DATE: 5-25-64 DATE:		TRANSISTOR & DIODE CONVERSION CHART				digital EQUIPMENT CORPORATION MAYNARD, MASSACHUSETTS		TITLE: DIODE GATE RIII NUMBER: RIII-0-1 PRINTED CIRCUIT REV.: D E F																					
				<table border="1"> <tr> <th>DEC</th> <th>EIA</th> <th>DEC</th> <th>EIA</th> </tr> <tr> <td>DEC3639</td> <td>2N3639</td> <td></td> <td></td> </tr> <tr> <td>D662</td> <td>1N645</td> <td></td> <td></td> </tr> <tr> <td>D664</td> <td>1N3606</td> <td></td> <td></td> </tr> </table>		DEC	EIA	DEC	EIA	DEC3639	2N3639			D662	1N645			D664	1N3606			<table border="1"> <tr> <th>SIZE</th> <th>CODE</th> <th>NUMBER</th> </tr> <tr> <td>B</td> <td>CS</td> <td>RIII-0-1</td> </tr> </table>		SIZE	CODE	NUMBER	B	CS	RIII-0-1	<table border="1"> <tr> <th>REV.</th> </tr> <tr> <td>F</td> </tr> </table>		REV.	F
DEC	EIA	DEC	EIA																														
DEC3639	2N3639																																
D662	1N645																																
D664	1N3606																																
SIZE	CODE	NUMBER																															
B	CS	RIII-0-1																															
REV.																																	
F																																	

REV F R202-0-1 CS B SIZE NUMBER

THIS SCHEMATIC IS FURNISHED ONLY FOR TEST AND MAINTENANCE PURPOSES. THE CIRCUITS ARE PROPRIETARY IN NATURE AND SHOULD BE TREATED ACCORDINGLY. COPYRIGHT 1964 BY DIGITAL EQUIPMENT CORPORATION.



UNLESS OTHERWISE INDICATED:
RESISTORS ARE 1/4W, 5%
CAPACITORS ARE MMFD
DIODES ARE D-664

REVISIONS	CHK'G NO	REV
	6330	4
	REVISED	
	6549	F

DRN.	A. OUELLETTE	DATE	6-16-64
CHK'D	N. PERRYMAN	DATE	6-16-64
ENG.	R. BANK	DATE	6-22-64
PROD.		DATE	

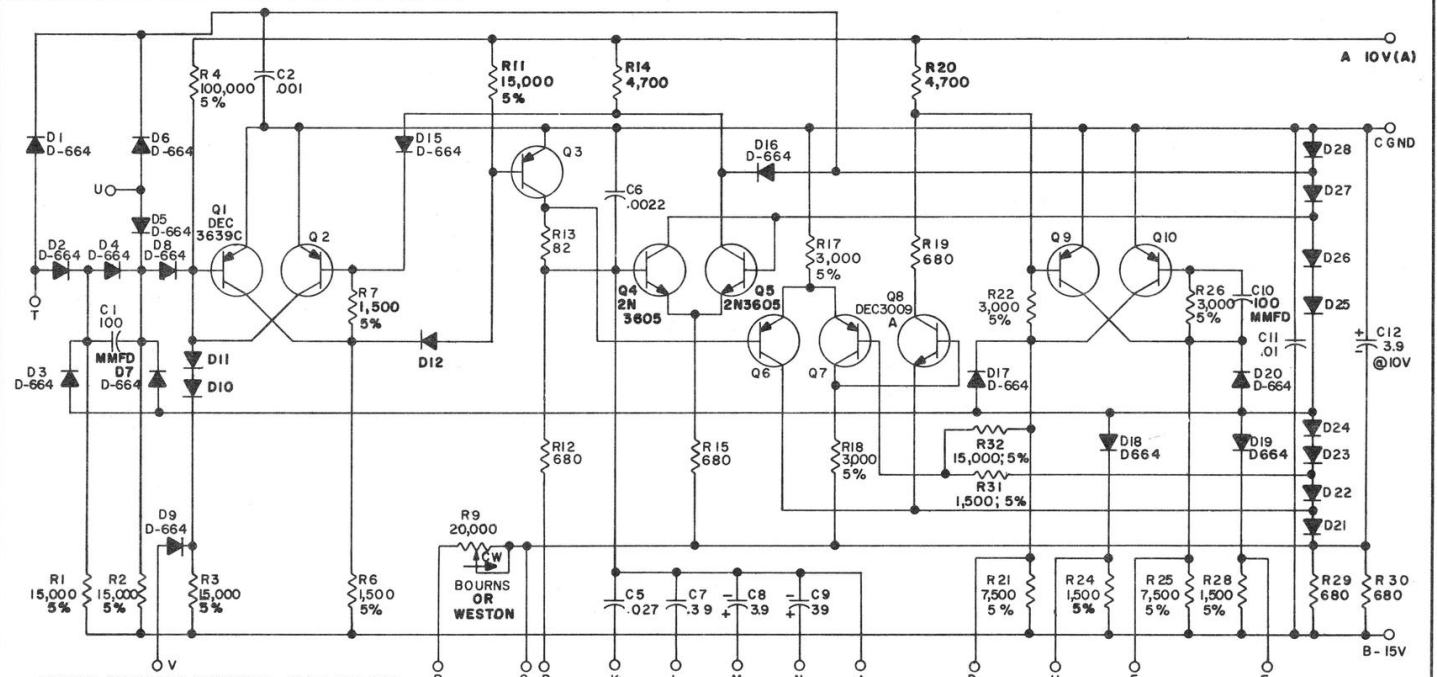
TRANSISTOR & DIODE CONVERSION CHART			
DEC	EIA	DEC	FIA
DEC3639C	2N3639		
D662	1N646		
D664	1N3606		

digital
EQUIPMENT CORPORATION
MAYNARD, MASSACHUSETTS

TITLE				DUAL FLIP FLOP R202			
SIZE	CODE	NUMBER	REV.				
B	CS	R202-0-1	F				
PRINTED CIRCUIT REV.				DE			

REV. K
 NUMBER R303-0-1
 SIZE B CS
 CODE R303-0-1

THIS SCHEMATIC IS FURNISHED ONLY FOR TEST AND MAINTENANCE PURPOSES. THE CIRCUITS ARE PROPRIETARY IN NATURE AND SHOULD BE TREATED ACCORDINGLY. COPYRIGHT 1965 BY DIGITAL EQUIPMENT CORPORATION



UNLESS OTHERWISE INDICATED: CAPS. ARE MFD
 RESISTORS ARE 1/4W, 10% R9 IS A 275P
 DIODES ARE D-662,
 TRANSISTORS ARE DEC 3639B PARTS LIST A-PL-R303-0-0

REV. NO.	CHK	CHG	NO.	REV.
1	DAW	BOZ	1	2
2	REV	RED	1	0
3	REV	RED	1	0
4	REV	RED	1	0
5	REV	RED	1	0
6	REV	RED	1	0
7	REV	RED	1	0
8	REV	RED	1	0
9	REV	RED	1	0
10	REV	RED	1	0

DRN.	DATE
L. HAHN	4-8-65
R. SILVERMAN	4-16-65
R. DOANE	4-16-65

TRANSISTOR & DIODE CONVERSION CHART			
DEC	EIA	DEC	EIA
DEC3639B	2N3639	DEC3639C	2N3639
DEC3009	2N3009		
2N3605	2N3605		
D662	1N645		
D664	1N3606		

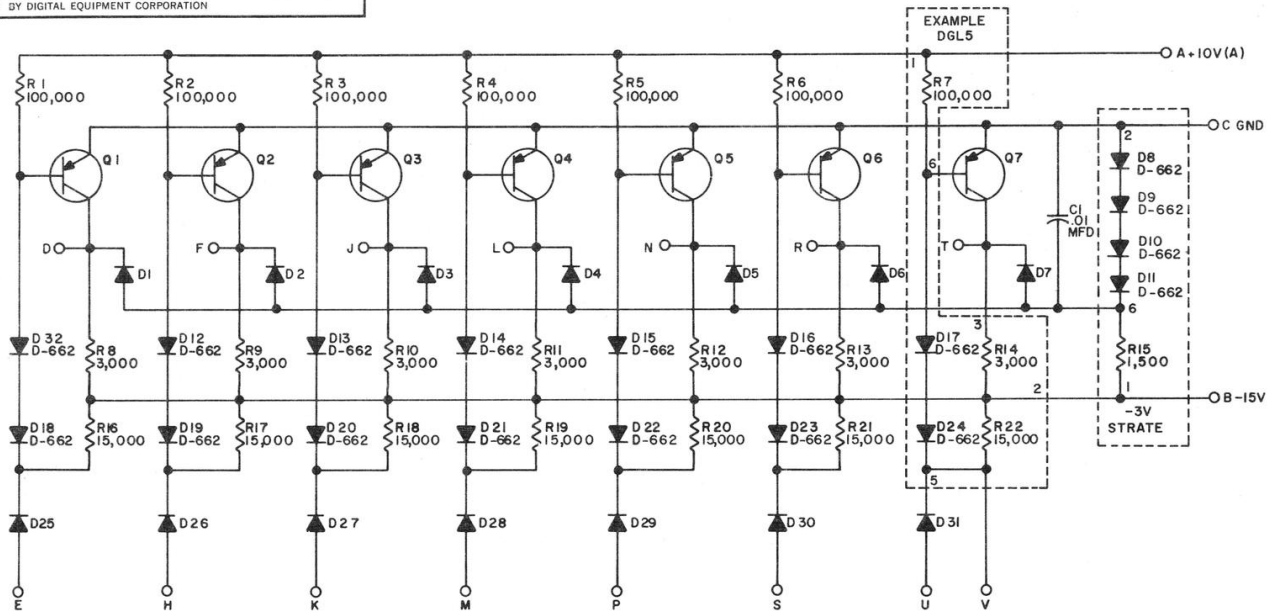


TITLE			
INTEGRATING ONE-SHOT R303			
SIZE	CODE	NUMBER	REV.
B	CS	R303-0-1	K
PRINTED CIRCUIT REV.			
D			

↓

D	REV
B	SIZE
CS	CODE
SI07-0-1	NUMBER

THIS SCHEMATIC IS FURNISHED ONLY FOR TEST AND MAINTENANCE PURPOSES. THE CIRCUITS ARE PROPRIETARY IN NATURE AND SHOULD BE TREATED ACCORDINGLY. COPYRIGHT 1965 BY DIGITAL EQUIPMENT CORPORATION



UNLESS OTHERWISE INDICATED:
 RESISTORS ARE 1/4W;5%
 DIODES ARE D-664
 TRANSISTORS ARE DEC 3639B
 PRINTED CIRCUIT REV. FOR
 DGL BOARD IS SIA

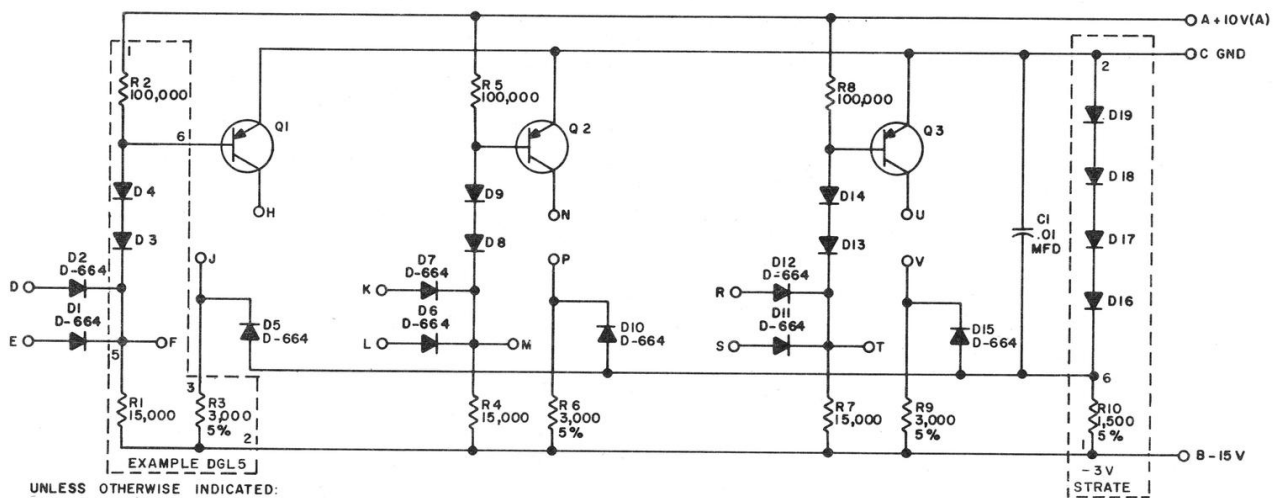
USE THE ETCH BOARD OF THE R107

PARTS LIST A-PL-SI07-0-0

REVISIONS CHK'D REV 15384 B 5458 C 1897 D	DRN I HAHN	DATE 6-11-65	TRANSISTOR & DIODE CONVERSION CHART				digital EQUIPMENT CORPORATION MAYNARD, MASSACHUSETTS	TITLE INVERTER SI07		
	CHK'D R SILVERMAN	DATE 6-15-65	DEC	EIA	DEC	EIA		SIZE B	CODE CS	NUMBER
	ENG R SOGGE	DATE 6-18-65	DEC 3639B	2N3639				REV D		
	PROD	DATE	D662	1N645				PRINTED CIRCUIT REV		
			D664	1N3606						

SIZE CODE B CS 3000 3725
 NUMBER SIII-0-1
 REV. D

THIS SCHEMATIC IS FURNISHED ONLY FOR TEST AND MAINTENANCE PURPOSES. THE CIRCUITS ARE PROPRIETARY IN NATURE AND SHOULD BE TREATED ACCORDINGLY. COPYRIGHT 1965 BY DIGITAL EQUIPMENT CORPORATION



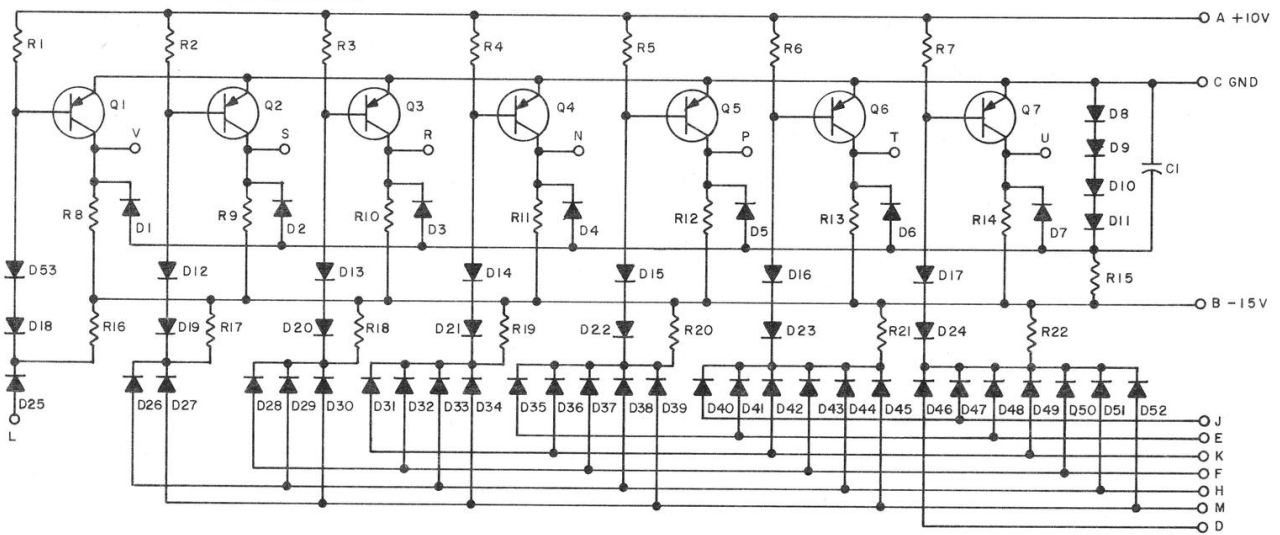
UNLESS OTHERWISE INDICATED:
 TRANSISTORS ARE DEC 3639
 RESISTORS ARE 1/4 W, 10%
 DIODES ARE D-662
 PRINTED CIRCUIT REV. FOR DGL BOARD IS SIA

USE THE ETCH BOARD OF THE RIII

REVISIONS CHK'G NO. REV. 1 18 FEB 66 2 15 MAR 66 3 15 MAR 66 4 15 MAR 66 5 15 MAR 66 6 15 MAR 66 7 15 MAR 66 8 15 MAR 66 9 15 MAR 66 10 15 MAR 66	DRN. I HAHN	DATE 6-10-65	TRANSISTOR & DIODE CONVERSION CHART		digital EQUIPMENT CORPORATION MAYNARD, MASSACHUSETTS	TITLE DIODE GATE SIII		
	CHK'D R SILVERMAN	DATE 6-18-65	DEC DEC3639	EIA 2N3639		SIZE B	CODE CS	NUMBER SIII-0-1
	ENG. R SOGGE	DATE 6-18-65	DEC D662	EIA IN645	PRINTED CIRCUIT REV.			D F
	PROD.	DATE	DEC D664	EIA IN3606				

REV. A
 NUMBER 1-0-181
 CS B
 SIZE CODE

THIS SCHEMATIC IS FURNISHED ONLY FOR TEST AND MAINTENANCE PURPOSES. THE CIRCUITS ARE PROPRIETARY IN NATURE AND SHOULD BE TREATED ACCORDINGLY. COPYRIGHT 1965 BY DIGITAL EQUIPMENT CORPORATION



USE THE ETCH BOARD OF THE R1B1

Q1 THRU Q7	TRANSISTOR DEC3639B	1502762
R16 THRU R22	RES. 15K 1/4W 5%	1300496
R15	RES. 1.5K 1/4W 5% CC	1300391
R8 THRU R14	RES. 3K 1/4W 5% CC	1300432
R1 THRU R7	RES. 100K 1/4W 5% CC	1302466
D1 THRU D7, D25 THRU D52	DIODE D664	1100114
D8 THRU D24, D53	DIODE D662	1100113
C1	CAP. .01MFD 50V -0 +20% DISC	1000001
PARTS LIST		A-PL-S1B1-0-0
REFERENCE DESIGNATION	DESCRIPTION	PART NO.

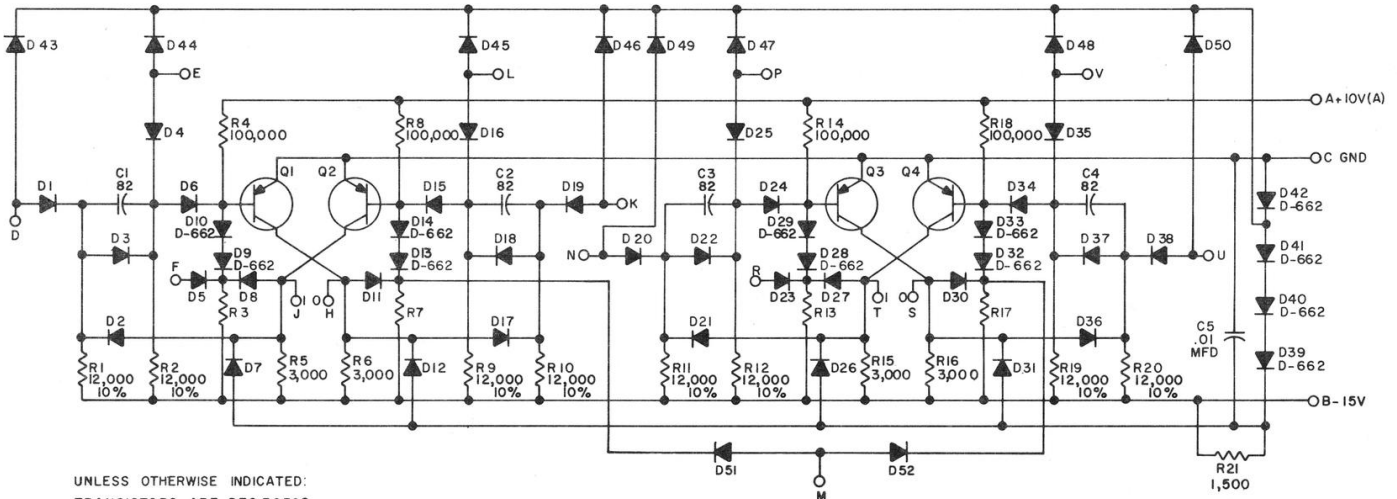
TRANSISTOR & DIODE CONVERSION CHART		TITLE	
DEC	EIA	DC CARRY CHAIN S1B1	
DEC3639B	2N3639		
D662	1N645		
D664	1N3605		
		EQUIPMENT CORPORATION	
		MAYNARD, MASSACHUSETTS	
		SIZE CODE	NUMBER
		B CS	S1B1-0-1
		REV.	A
		PRINTED CIRCUIT REV. C	

REVISIONS	DRN.	DATE
CHK'D	I. HAHN	6-11-65
REV. & REDR.	R. SILVERMAN	6-18-65
6759	ENG.	R. SOGGE
A	PROD.	DATE

DIST: 324 434 435

REV D NUMBER S202-0-1

THIS SCHEMATIC IS FURNISHED ONLY FOR TEST AND MAINTENANCE PURPOSES. THE CIRCUITS ARE PROPRIETARY IN NATURE AND SHOULD BE TREATED ACCORDINGLY. COPYRIGHT 1966 BY DIGITAL EQUIPMENT CORPORATION



UNLESS OTHERWISE INDICATED:
 TRANSISTORS ARE DEC 3639C
 RESISTORS ARE 15,000
 RESISTORS ARE 1/4W, 5%
 CAPACITORS ARE MMFD
 DIODES ARE D-664

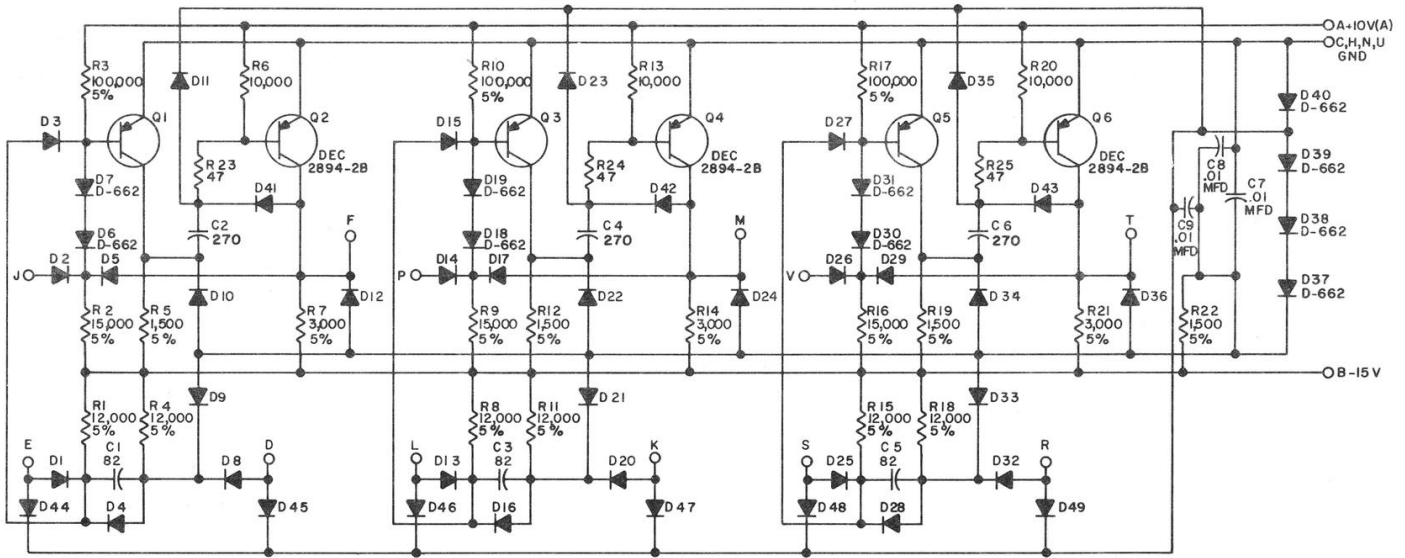
USE THE ETCH BOARD OF THE R202



REVISIONS CHG NO. REV 4994 I 5469 B 5493 C 6603 D	DRN L. HAHN	DATE 6-15-65	TRANSISTOR & DIODE CONVERSION CHART				TITLE digital DUAL FLIP-FLOP S202 EQUIPMENT CORPORATION MAYNARD, MASSACHUSETTS	SIZE B	CODE CS	NUMBER S202-0-1	REV. D
	CHK'D R. SIVERMAN	DATE 6-18-65	DEC 3639C	2N3639	DEC	EIA		PRINTED CIRCUIT REV.	D	E	
	ENG. R. SOGGE	DATE 6-18-65	D662	1N645							
	PROD. DATE		D664	1N3606							

REV. E NUMBER S603-0-1

THIS SCHEMATIC IS FURNISHED ONLY FOR TEST AND MAINTENANCE PURPOSES. THE CIRCUITS ARE PROPRIETARY IN NATURE AND SHOULD BE TREATED ACCORDINGLY. COPYRIGHT 1965 BY DIGITAL EQUIPMENT CORPORATION



UNLESS OTHERWISE INDICATED:
 RESISTORS ARE 1/4W, 10%
 CAPACITORS ARE MMFD
 DIODES ARE D-664
 TRANSISTORS ARE DEC 3639-C

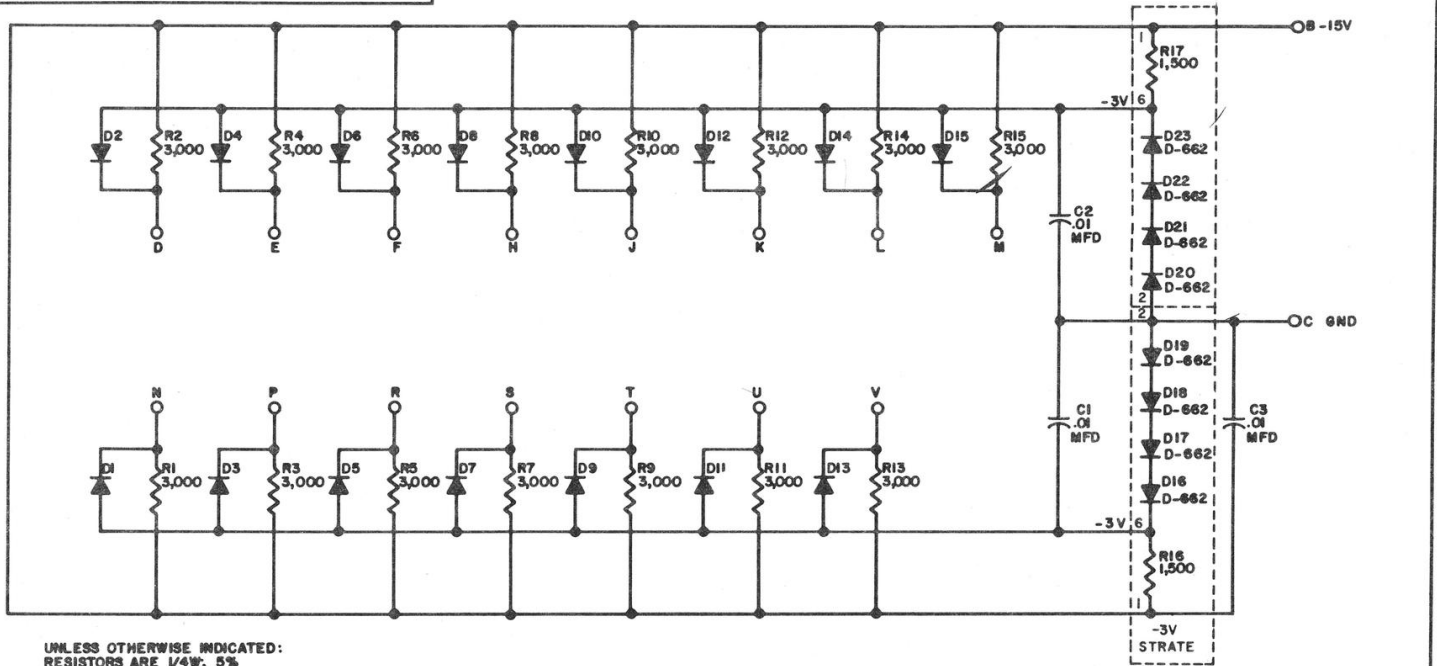
USE THE ETCH BOARD OF THE R603

PARTS LIST A-PL-S603-0-0

REVISIONS CHK [] CHG NO. REV. 2 DAW 5273 REV [] REDR. C [] 3371 [] 3923 [] 3659		DRN. I HAHN CHK'D R SILVERMAN ENG. R. SOGGE PROD.	DATE 6-14-65 DATE 6-18-65 DATE 6-18-65 DATE	TRANSISTOR & DIODE CONVERSION CHART DEC EIA DEC 2894-2B NONE DEC 3639C 2N3639 D662 IN645 D664 IN3606	digital EQUIPMENT CORPORATION MATYARD, MASSACHUSETTS	TITLE PULSE AMPLIFIER S603 SIZE CODE NUMBER B CS S603-0-1 PRINTED CIRCUIT REV.	REV. E
--	--	--	--	---	---	---	--------

REV. B
 NUMBER W005-0-1
 SIZE CODE CS
 3Z15

THIS SCHEMATIC IS FURNISHED ONLY FOR TEST AND MAINTENANCE PURPOSES. THE CIRCUITS ARE PROPRIETARY IN NATURE AND SHOULD BE TREATED ACCORDINGLY. COPYRIGHT 1964 BY DIGITAL EQUIPMENT CORPORATION




UNLESS OTHERWISE INDICATED:
 RESISTORS ARE 1/4W, 5%
 DIODES ARE D-664

 <----->

REVISIONS CHK/CHG NO. REV. I DAW 8037 REV. 8 REPR. 5397 B	DRN. H. PORTER DATE 4-27-64	TRANSISTOR & DIODE CONVERSION CHART				digital EQUIPMENT CORPORATION MAYNARD, MASSACHUSETTS	TITLE CLAMPED LOADS W005			
	CHK'D N. PERRYMAN DATE 3-4-64	DEC D662 D664	EIA IN645 IN3606	DEC EIA	EIA		SIZE B	CODE CS	NUMBER W005-0-1	REV. B
	ENG. B. SCUDNEY DATE 8-4-64	PROD.	DATE	DATE	DATE		PRINTED CIRCUIT REV.	B	B	B
	DATE	DATE	DATE	DATE	DATE		DATE	DATE	DATE	DATE

REV NUMBER W023-0-1 CS B SIZE CODE

THIS SCHEMATIC IS FURNISHED ONLY FOR TEST AND MAINTENANCE PURPOSES. THE CIRCUITS ARE PROPRIETARY IN NATURE AND SHOULD BE TREATED ACCORDINGLY. COPYRIGHT 1968 BY DIGITAL EQUIPMENT CORPORATION



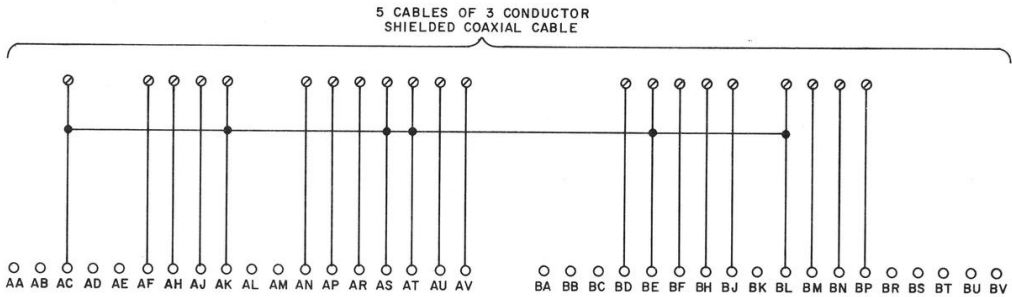
NOTE:
 ∅ ARE SPLIT LUGS

PARTS LIST IS A-PL-W023-0-0

REVISIONS CHK# CHG NO. REV.	DRN <i>Dr. Keller</i>	DATE 10-16-68	TRANSISTOR & DIODE CONVERSION CHART					TITLE CONNECTOR W023			
	CHK'D <i>Dr. Keller</i>	DATE 10-18-68	DEC	EIA	DEC	EIA		SIZE B	CODE CS	NUMBER W023-0-1	REV.
	ENG <i>J. Gandy</i>	DATE 11-12-68									
	PROD.	DATE									

SIZE CODE NUMBER REV.
B CS W032-0-1

THIS SCHEMATIC IS FURNISHED ONLY FOR TEST AND MAINTENANCE PURPOSES. THE CIRCUITS ARE PROPRIETARY IN NATURE AND SHOULD BE TREATED ACCORDINGLY. COPYRIGHT 1968 BY DIGITAL EQUIPMENT CORPORATION

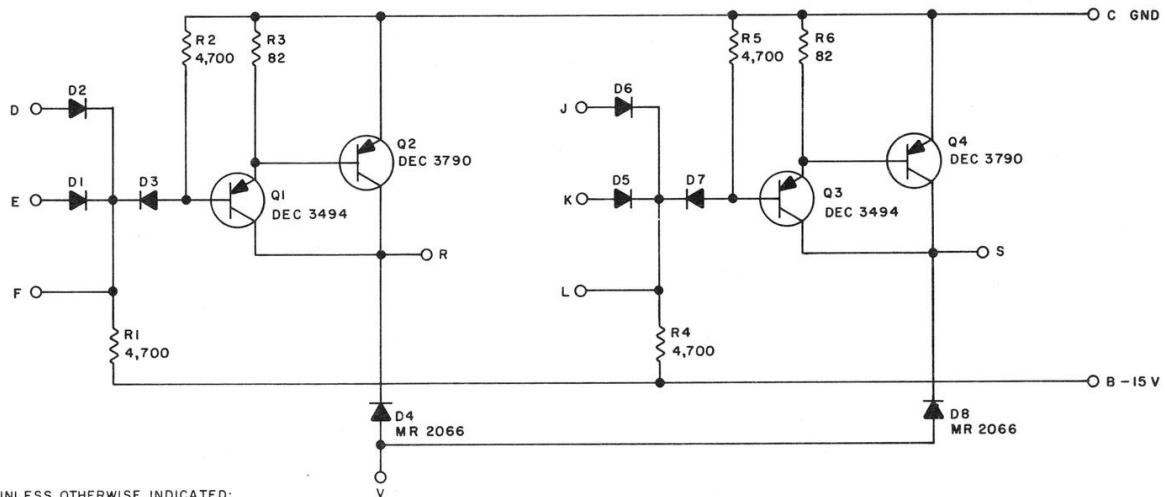


NOTE:
⊙ ARE SPLIT LUGS

PARTS LIST IS A-PL-W032-0-0

REVISIONS CHK/CHG NO. REV.	DRN. <i>M. Waller</i>	DATE 10-16-68	TRANSISTOR & DIODE CONVERSION CHART				digital EQUIPMENT CORPORATION MAYNARD, MASSACHUSETTS	TITLE CONNECTOR W032			
	CHK'D <i>S. J. [unclear]</i>	DATE 10-17-68	DEC	EIA	DEC	EIA		SIZE B	CODE CS	NUMBER W032-0-1	REV.
	ENG. <i>[unclear]</i>	DATE 11-12-68					PRINTED CIRCUIT REV. A				
	PROD.	DATE					DIST	434	435	359	PINK

RS-B-W040-2



UNLESS OTHERWISE INDICATED;
RESISTORS ARE 1/4W, 10%
DIODES ARE D-664

TRANSISTOR & DIODE CONVERSION CHART			
DEC	EIA	DEC	EIA
DEC 3790	2N 3790		
DEC 3494	2N 3494		
D-664	1N645		
MR 2066	1N4003		

NOTES

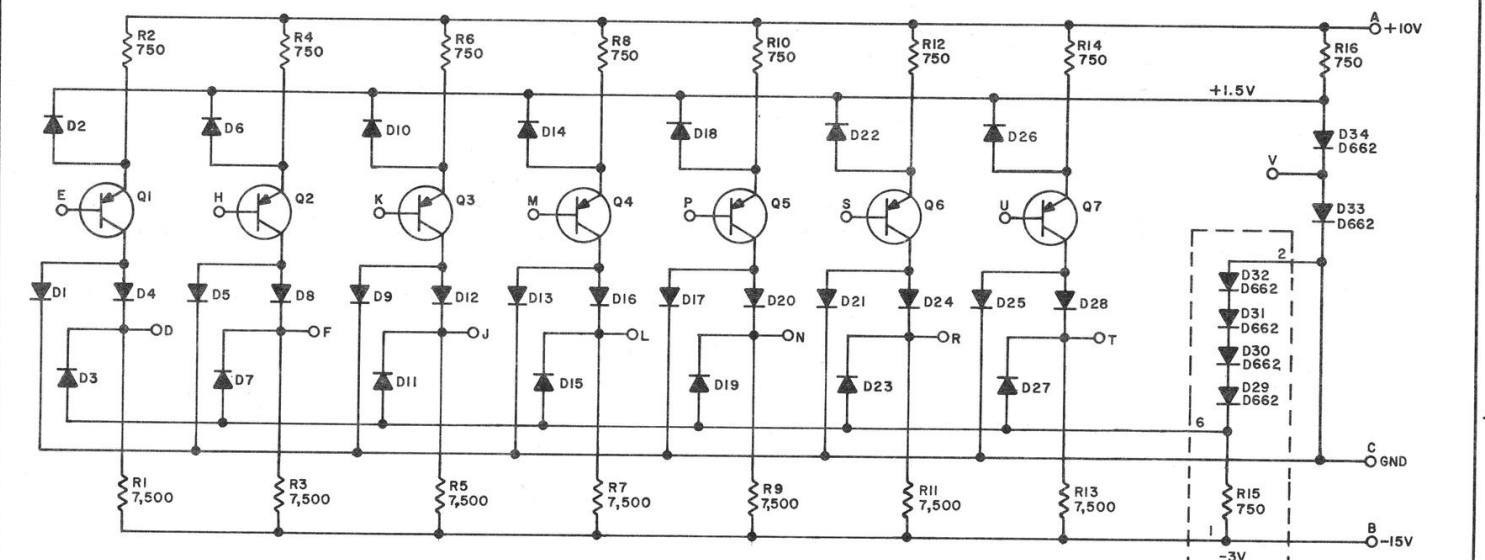
THIS SCHEMATIC IS FURNISHED ONLY FOR TEST AND MAINTENANCE PURPOSES. THE CIRCUITS ARE PROPRIETARY IN NATURE AND SHOULD BE TREATED ACCORDINGLY.

COPYRIGHT 1966 BY DIGITAL EQUIPMENT CORPORATION

< a u o l l z r j z a m n i d >		
B	RS-B-W040	2
SOLENOID DRIVER W040		

SIZE B CODE CS NUMBER W512-0-1 REV B

THIS SCHEMATIC IS FURNISHED ONLY FOR TEST AND MAINTENANCE PURPOSES. THE CIRCUITS ARE PROPRIETARY IN NATURE AND SHOULD BE TREATED ACCORDINGLY. COPYRIGHT 1966 BY DIGITAL EQUIPMENT CORPORATION



UNLESS OTHERWISE INDICATED:
 RESISTORS ARE 1/4W; 5%
 DIODES ARE D664
 TRANSISTORS ARE DEC3639B

(R15 IS 1,500 WHEN -3V STRATE IS USED)

TABLE 1-1

REV. NO.	CHKD	ENG	PRD.
1	18068	A	18189
2	18189	B	

DRN	DATE	DEC 30 1966
CHKD	DATE	1/11/67
ENG	DATE	3/14/66
PRD.	DATE	

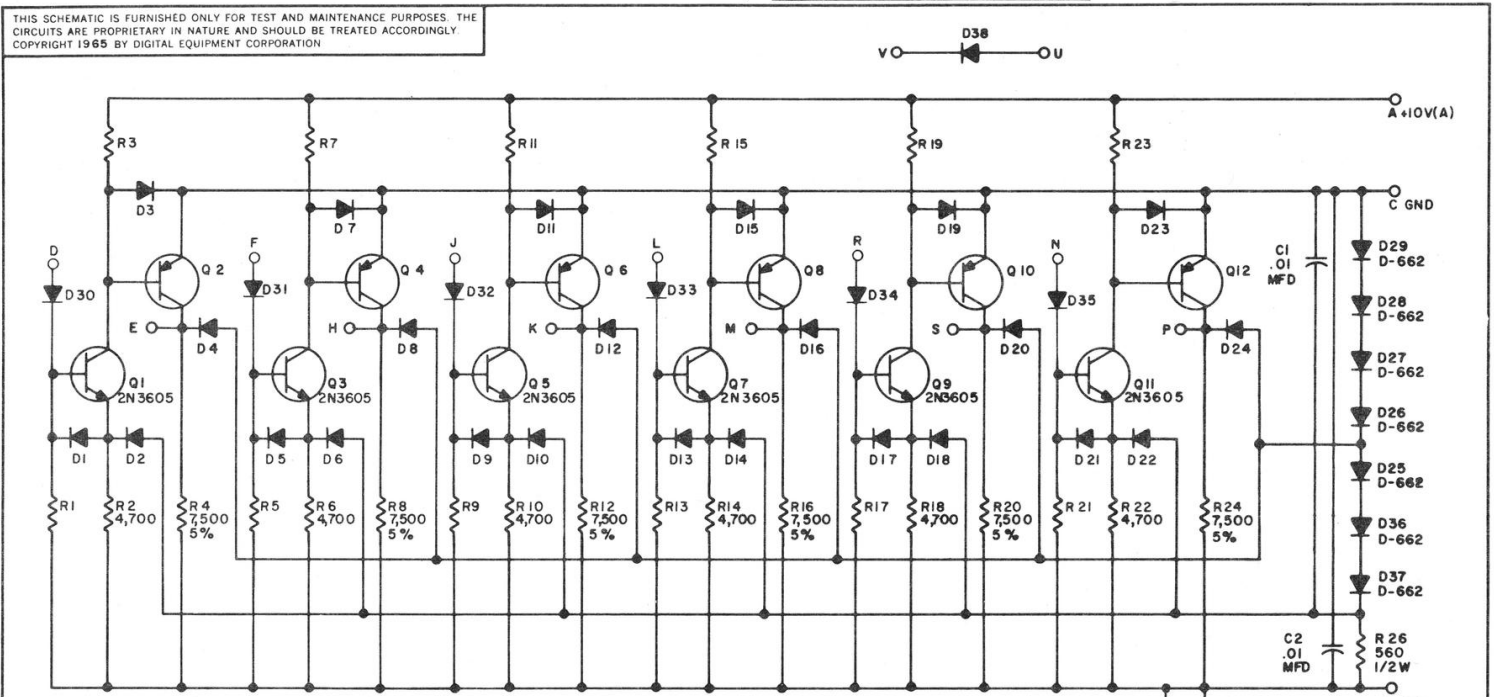
TRANSISTOR & DIODE CONVERSION CHART			
DEC	EIA	DEC	EIA
DEC3639B	2N3639		
D662	1N645		
D664	1N3606		

digital
 EQUIPMENT CORPORATION
 MAYNARD, MASSACHUSETTS

TITLE POSITIVE LEVEL CONVERTER W512			
SIZE B	CODE CS	NUMBER W512-0-1	REV. B
PRINTED CIRCUIT REV.			A

↓
 B CS W513-0-1
 SIZE CODE NUMBER
 REV E

THIS SCHEMATIC IS FURNISHED ONLY FOR TEST AND MAINTENANCE PURPOSES. THE CIRCUITS ARE PROPRIETARY IN NATURE AND SHOULD BE TREATED ACCORDINGLY. COPYRIGHT 1965 BY DIGITAL EQUIPMENT CORPORATION



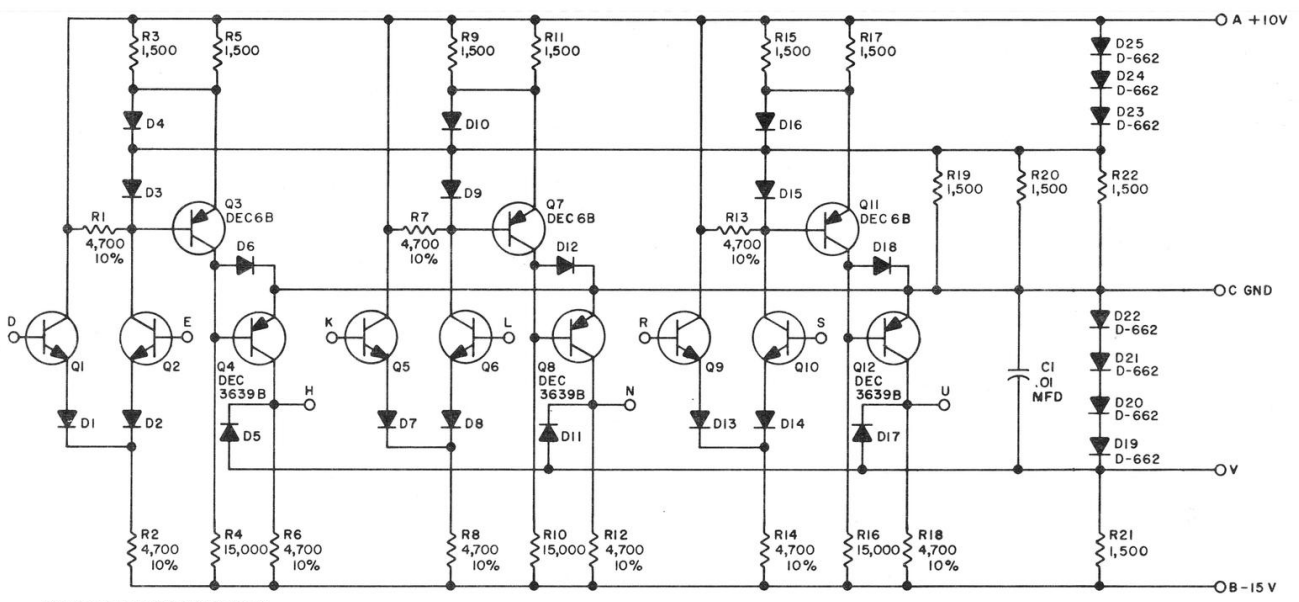
UNLESS OTHERWISE INDICATED:
 TRANSISTORS ARE DEC 2894-1B
 DIODES ARE D-664
 RESISTORS ARE 1/4W, 10%
 RESISTORS ARE 1/4W, 10%

NOTE: TO BE USED WHEN SOLID STATE DEC TAPE TU55 IS CONNECTED TO A CONTROL THAT HAS RELAY DRIVERS.(550,551,552)

REVISIONS CHK CHG NO REV DAM 52,82 4 REV 5 REDR REV 5727 E 5741		DRN L. WAHN DATE 5-27-65	DATE 5-27-65	TRANSISTOR & DIODE CONVERSION CHART DEC EIA DEC 2894-1B NONE 2N3605 SAME D662 IN645 D664 IN3606		digital EQUIPMENT CORPORATION MAYNARD, MASSACHUSETTS	TITLE LEVEL AMPLIFIER W513	SIZE CODE NUMBER B CS W513-0-1	REV E
PRINTED CIRCUIT REV							F	REV E	

REV. C
 NUMBER W520-0-1
 SIZE B CS
 CODE CS

THIS SCHEMATIC IS FURNISHED ONLY FOR TEST AND MAINTENANCE PURPOSES. THE CIRCUITS ARE PROPRIETARY IN NATURE AND SHOULD BE TREATED ACCORDINGLY. COPYRIGHT 1965 BY DIGITAL EQUIPMENT CORPORATION.



UNLESS OTHERWISE INDICATED:
 RESISTORS ARE 1/4 W; 5%
 DIODES ARE D-664
 TRANSISTORS ARE DEC 3009B

PARTS LIST A-PL-W520-0-0

REV	CHK	NO	REV
1	DAW	5136	
B	REV	BRDR	5407
C	REV	7006	

DRN	DATE
A. OUELLETTE	11-24-65
N. PERRYMAN	11-29-65
D.A. WHITE	11-30-65

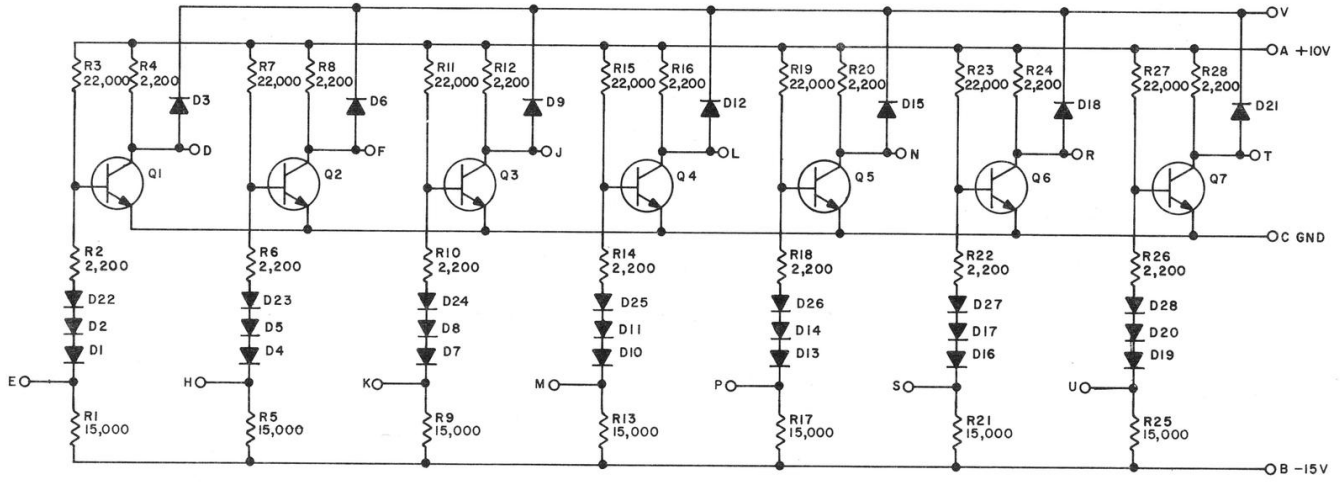
TRANSISTOR & DIODE CONVERSION CHART			
DEC	EIA	DEC	EIA
DEC6B	NONE		
DEC3009B	2N3009		
DEC3639B	2N3639		
D662	1N645		
D664	1N3606		



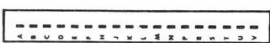
TITLE			
COMPARATOR W520			
SIZE	CODE	NUMBER	REV
B	CS	W520-0-1	C
PRINTED CIRCUIT REV			
B			

REV. C
 NUMBER W603-0-1
 SIZE CODE B CS

THIS SCHEMATIC IS FURNISHED ONLY FOR TEST AND MAINTENANCE PURPOSES. THE CIRCUITS ARE PROPRIETARY IN NATURE AND SHOULD BE TREATED ACCORDINGLY. COPYRIGHT 1966 BY DIGITAL EQUIPMENT CORPORATION



UNLESS OTHERWISE INDICATED:
 RESISTORS ARE 1/4W, 10%
 DIODES ARE D664
 TRANSISTORS ARE DEC3009B



PARTS LIST A-PL-W603-0-0

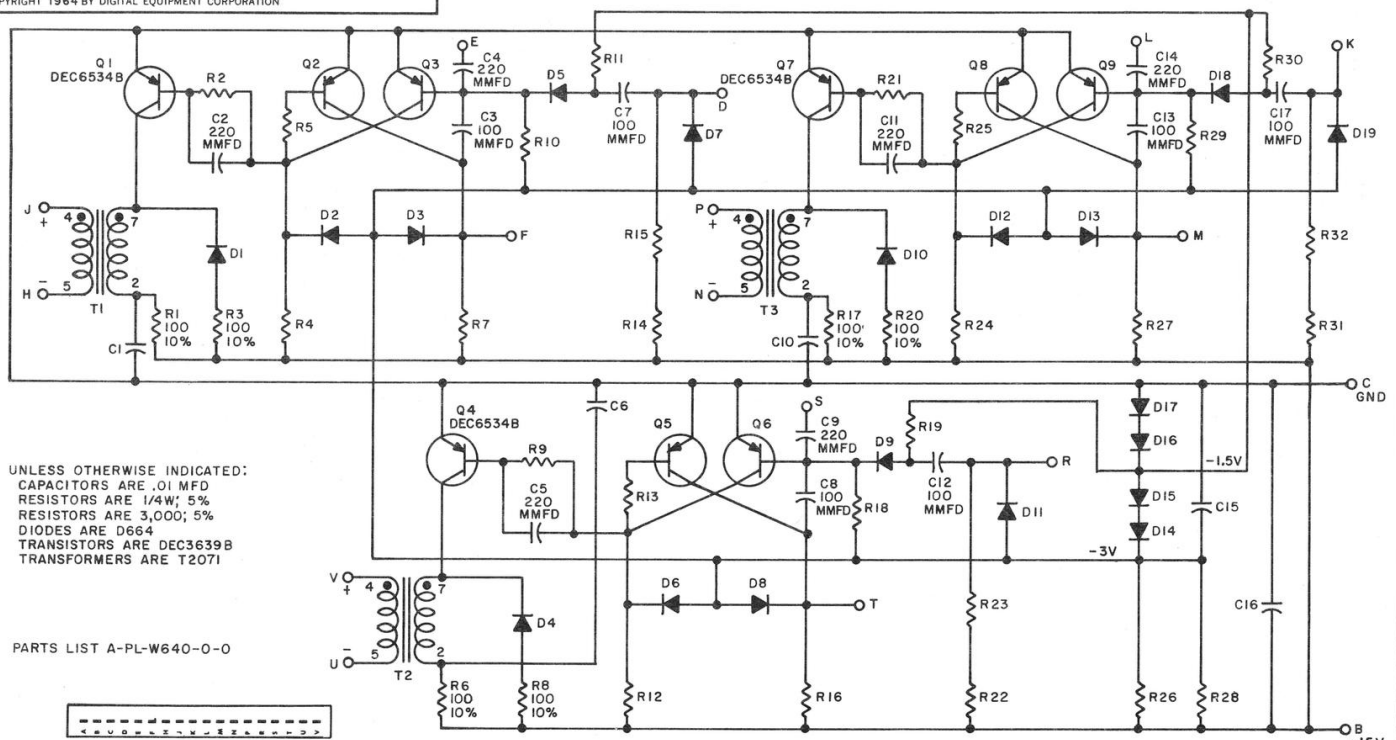
REVISIONS CHK GIG NO REV 8172 A 8744 B 7136 C	DRN: [Signature] DATE: 7/13/66	TRANSISTOR & DIODE CONVERSION CHART				digital EQUIPMENT CORPORATION MAYNARD, MASSACHUSETTS	TITLE POSITIVE LEVEL AMPLIFIER W603	
	CHK'D: [Signature] DATE: 7/13/66	DEC 3009B 2N3009	DEC EIA DEC EIA	SIZE CODE B CS			NUMBER W603-0-1	REV. C
	ENG: R. [Signature] DATE: 7/13/66	D 664 IN3606						
	PROD. [Signature] DATE:							

PRINTED CIRCUIT REV. B

DATE: 324/434/835

REV L W640-0-1 CS B SIZE

THIS SCHEMATIC IS FURNISHED ONLY FOR TEST AND MAINTENANCE PURPOSES. THE CIRCUITS ARE PROPRIETARY IN NATURE AND SHOULD BE TREATED ACCORDINGLY. COPYRIGHT 1964 BY DIGITAL EQUIPMENT CORPORATION



UNLESS OTHERWISE INDICATED:
 CAPACITORS ARE .01 MFD
 RESISTORS ARE 1/4W, 5%
 RESISTORS ARE 3,000, 5%
 DIODES ARE D664
 TRANSISTORS ARE DEC3639B
 TRANSFORMERS ARE T2071

PARTS LIST A-PL-W640-0-0

REV	CHG	NO	REV
1	MS	5876	H
2	REV	6181	J
3	REV	6816	K
4	REV	6945	L

DRN. H. PORTER	DATE 9-22-64
CHK'D N. PERRYMAN	DATE 9-29-64
ENG. R. BANK	DATE 9-29-64
PROD. 2	DATE

TRANSISTOR & DIODE CONVERSION CHART			
DEC	EIA	DEC	EIA
DEC3639B	2N3639		
DEC5534B	MPS6534		
D664	IN3606		

digital
 EQUIPMENT CORPORATION
 MAYNARD, MASSACHUSETTS

TITLE PULSE AMPLIFIER W640			
SIZE B	CODE CS	NUMBER W640-0-1	REV. L
PRINTED CIRCUIT REV.			J

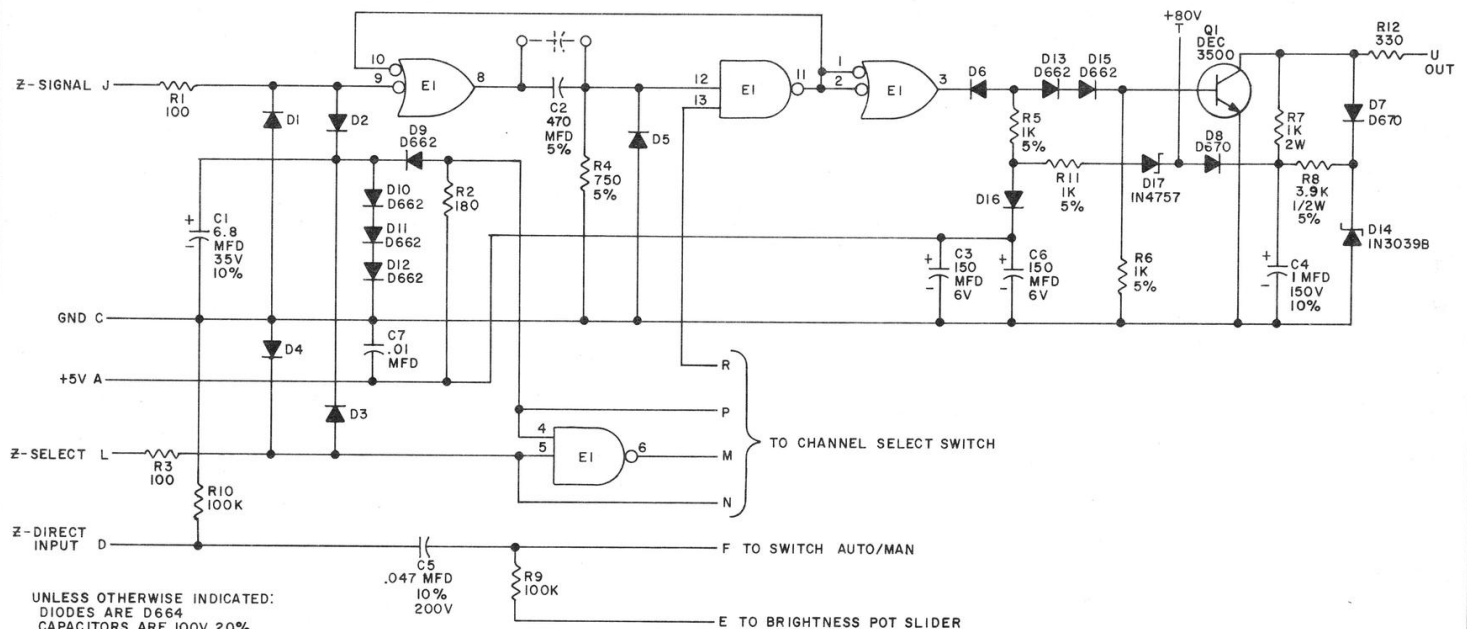
DEC FORM NO. DRB 102

DIST. 324 434 433

PINK

REV. E
 NUMBER W682-0-1
 SIZE B
 CODE CS

THIS SCHEMATIC IS FURNISHED ONLY FOR TEST AND MAINTENANCE PURPOSES. THE CIRCUITS ARE PROPRIETARY IN NATURE AND SHOULD BE TREATED ACCORDINGLY. COPYRIGHT 1969 BY DIGITAL EQUIPMENT CORPORATION




UNLESS OTHERWISE INDICATED:
 DIODES ARE D664
 CAPACITORS ARE 100V, 20%
 EI IS DEC7400N
 PIN 7 ON IC = GND
 PIN 14 ON IC = +5V
 RESISTORS ARE 1/4W, 10%

REVISIONS				DRN. <i>Mr. Walker</i>	DATE <i>5-20-69</i>	TRANSISTOR & DIODE CONVERSION CHART				TITLE			
CHK	CHG	NO.	REV.	CHK'D	DATE	DEC	EIA	DEC	EIA	digital EQUIPMENT CORPORATION			
<i>1/2</i>	<i>00001</i>	<i>B</i>		<i>V. D. Helette</i>	<i>6/12/69</i>	D662	IN645	IN4757	SAME	INTENSITY AMPLIFIER W682			
<i>2/2</i>	<i>00002</i>	<i>C</i>		ENG. <i>W. J. Schaefer</i>	<i>8/17/69</i>	D664	IN3606			SIZE B	CODE CS	NUMBER W682-0-1	REV. E
<i>3/2</i>	<i>00003</i>	<i>D</i>		PROD. <i>W. J. Schaefer</i>	<i>8/22/69</i>	D670	IN3653			PRINTED CIRCUIT REV. <i>A</i>			
<i>4/2</i>	<i>00004</i>	<i>E</i>				IN3039B	SAME			MAYNARD, MASSACHUSETTS			
						DEC3500	2N3500			DIST: 324,434,435 <i>4 PINK</i>			

↓

REV	A	NUMBER	CS	B	W990-0-1	SIZE	Z
-----	---	--------	----	---	----------	------	---

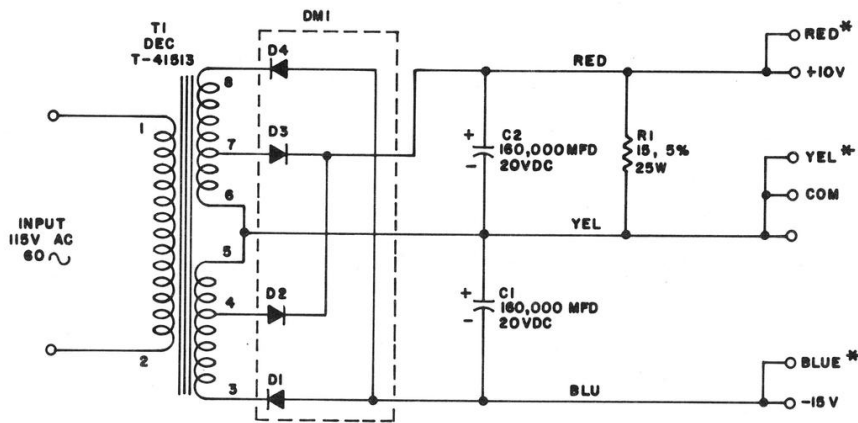
THIS SCHEMATIC IS FURNISHED ONLY FOR TEST AND MAINTENANCE PURPOSES. THE CIRCUITS ARE PROPRIETARY IN NATURE AND SHOULD BE TREATED ACCORDINGLY. COPYRIGHT 1969 BY DIGITAL EQUIPMENT CORPORATION



REVISIONS CHK CHG NO. REV 1111 00001 A	DRN. <i>W. Sullivan</i> DATE 8-28-69 CHK'D <i>M. Marchant</i> DATE 8-29-69 ENG. <i>D. G. ...</i> DATE 8-29-69 PROD.	TRANSISTOR & DIODE CONVERSION CHART <table border="1" style="width: 100%; border-collapse: collapse;"> <tr> <td style="width: 25%;">DEC</td> <td style="width: 25%;">EIA</td> <td style="width: 25%;">DEC</td> <td style="width: 25%;">EIA</td> </tr> <tr><td> </td><td> </td><td> </td><td> </td></tr> <tr><td> </td><td> </td><td> </td><td> </td></tr> <tr><td> </td><td> </td><td> </td><td> </td></tr> <tr><td> </td><td> </td><td> </td><td> </td></tr> <tr><td> </td><td> </td><td> </td><td> </td></tr> </table>	DEC	EIA	DEC	EIA																					digital EQUIPMENT CORPORATION MAYNARD, MASSACHUSETTS	TITLE BLANK MODULE W990 NUMBER W990-0-1 PRINTED CIRCUIT REV.	SIZE B CS REV. A
DEC	EIA	DEC	EIA																										

REV. C
 NUMBER 783-0-1
 B CS
 SIZE

THIS SCHEMATIC IS FURNISHED ONLY FOR TEST AND MAINTENANCE PURPOSES. THE CIRCUITS ARE PROPRIETARY IN NATURE AND SHOULD BE TREATED ACCORDINGLY. COPYRIGHT 1963 BY DIGITAL EQUIPMENT CORPORATION



NOTE:
 IN ORDER TO KEEP OUTPUT VOLTAGE WITHIN THE FOLLOWING LIMITS:
 +10V: +9.5 TO +11V
 -15V: -14.5 TO -16V
 THE LOADING SHOULD BE WITHIN THE FOLLOWING LIMITS:

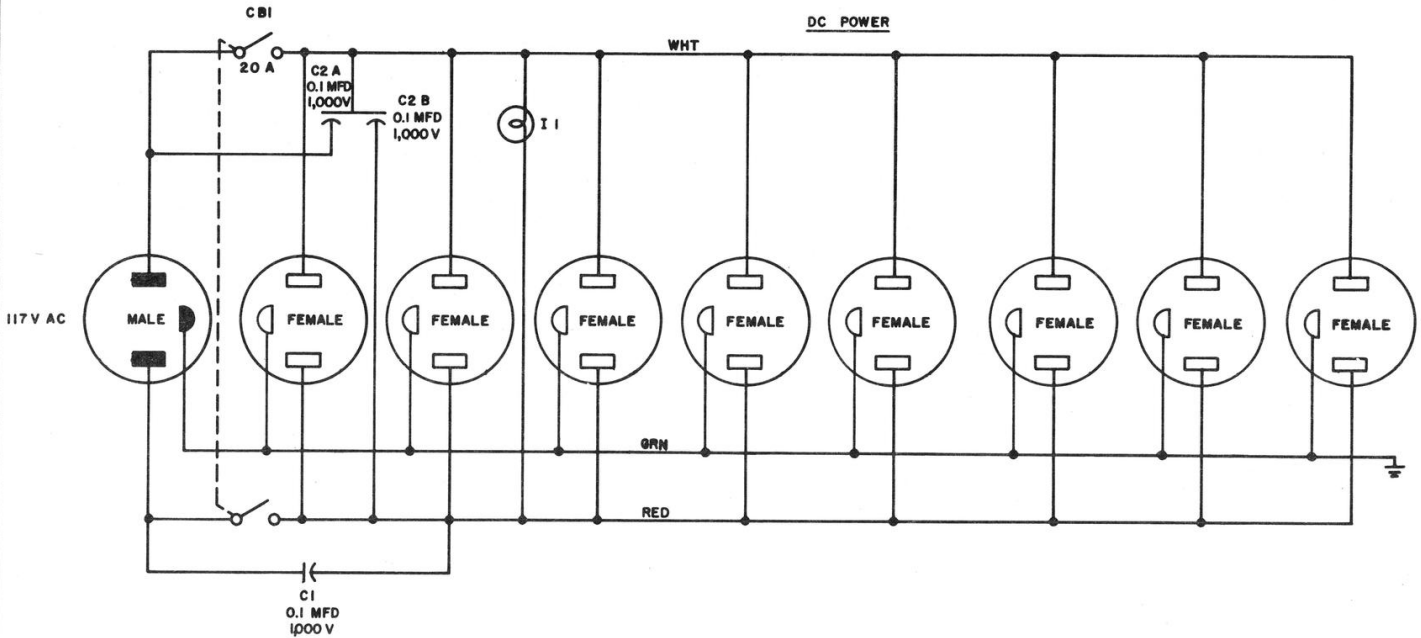
BOTH SIDES LOADED	+10V 0 TO 7.0 AMPS -15V 1.0 TO 6.0 AMPS
ONE SIDE LOADED	+10V 0 TO 7.5 AMPS -15V 1.0 TO 6.5 AMPS

SUM OF THE OUTPUT CURRENTS ARE LIMITED BY THE EQUATION: $5I_{10} + 6I_{15} \leq 53$

* HEYMAN MFG. CO. TAB TERMINALS

REVISIONS CHK'G NO. REV. 2 DATE 4-7-60 REV. BY REPR. 6033 C	DRN. H.W. PORTER CHK'D A. VARTANIAN ENG. R. DOANE PROD.	DATE 11-20-63 DATE 11-27-63 DATE 11-27-63 DATE	TRANSISTOR & DIODE CONVERSION CHART <table border="1"> <tr> <td>DEC</td> <td>EIA</td> <td>DEC</td> <td>EIA</td> </tr> <tr> <td></td> <td></td> <td></td> <td></td> </tr> <tr> <td></td> <td></td> <td></td> <td></td> </tr> <tr> <td></td> <td></td> <td></td> <td></td> </tr> </table>	DEC	EIA	DEC	EIA													TITLE digital POWER SUPPLY 783 EQUIPMENT CORPORATION MAYNARD, MASSACHUSETTS	SIZE CODE NUMBER B CS 783-0-1 REV. C PRINTED CIRCUIT REV.
	DEC	EIA	DEC	EIA																	
DEC FORM NO. DRB 102																					

CS-828-1



NOTE:
 CBI IS A DPST HEINEMANN ELEC. CO. XAM33 CURVE 4
 I 1 IS A NEON PILOT LIGHT-NE-2D
 ALL SOCKETS AND PLUG ARE SHOWN IN REAR VIEW

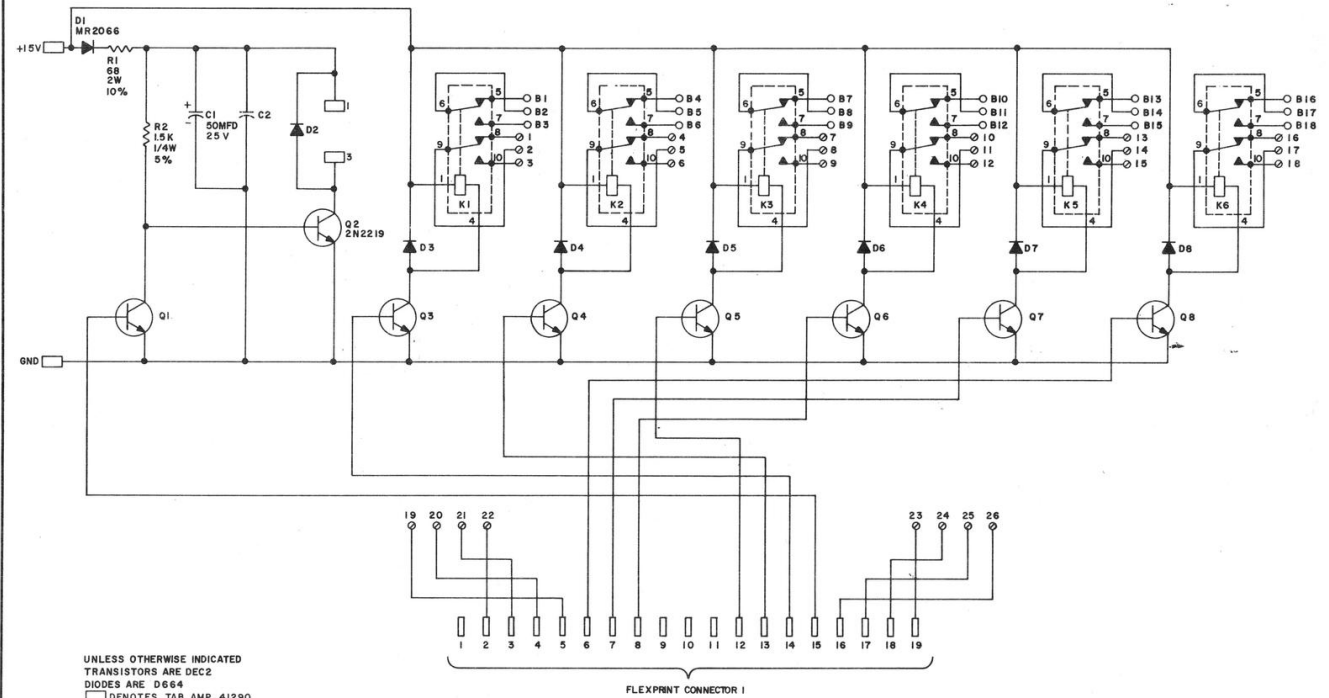
CS-828-1 1-2185E 1-2185E	CH NO.	EXPER	DRAWN
	APP	PRODUCTION	J.S. CARO 2-11-63
	CHANGE	OTHER	CHECKED
			APPROVED

digital EQUIPMENT CORPORATION
 MAYNARD, MASSACHUSETTS

CS-828-1

POWER RECEPTACLE 828

THIS SCHEMATIC IS FURNISHED ONLY FOR TEST AND MAINTENANCE PURPOSES. THE CIRCUITS ARE PROPRIETARY IN NATURE AND SHOULD BE TREATED ACCORDINGLY. COPYRIGHT 1968 BY DIGITAL EQUIPMENT CORPORATION.



UNLESS OTHERWISE INDICATED
 TRANSISTORS ARE DEC2
 DIODES ARE D664
 □ DENOTES TAB, AMP 41290
 ○ ARE SPLIT LUGS

REVISIONS
 CHG NO. REV.
 DEC FORM NO. DFC 102

DATE	BY	DATE	BY
12-2-68	W. J. ...	12-2-68	W. J. ...
12-2-68	W. J. ...	12-2-68	W. J. ...
12-2-68	W. J. ...	12-2-68	W. J. ...
12-2-68	W. J. ...	12-2-68	W. J. ...

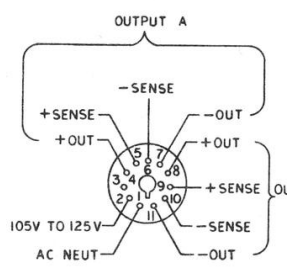
TRANSISTOR & DIODE CONVERSION CHART		TITLE	
DEC	EIA	DEC	EIA
MR2066	1N4003	RELAY BOARD	
D664	1N2508	5408124	
ZN2219	SAME	SIZE	CODE
ZNS009	SAME	C	CS
		NUMBER	NUMBER
		5408124-0-1	
		REV.	
		A	

DIST. 324,434,435 3
 PINK

REV. 1
 NUMBER 5408124-0-1
 EQUIPMENT C CS

REVISED	
AP BY	0
AP MFG	
ECN 69-201	1
W/MSK	
8/21/69	
ECN 69-201	2
R.S. KLINGER	
11-10-69	

NOTE:
 MODEL 6575-1 USES TRANSFORMER
 TAP T101-5
 MODEL 6575-2 USES TRANSFORMER
 TAP T101-4
 MODEL 6575-3 USES TRANSFORMER
 TAP T101-3



MODEL	OUTPUT A	OUTPUT B	DEC SPEC
6575-1	10V, 1.5A	15V, 1.5A	12-03185-1
6575-2	15V, 1.5A	15V, 1.5A	12-03185-2
6575-3	20V, 1.5A	15V, 1.5A	12-03185-3

- NOTES:
1. RESISTOR WATTAGE .5 WATT UNLESS OTHERWISE INDICATED.
 2. ALL POTENTIOMETERS ARE WIREWOUND.
 3. RESISTORS ABOVE 2 WATTS ARE WIREWOUND.
 4. RESISTOR TOLERANCE: COMP. $\pm 10\%$; WIREWOUND $\pm 10\%$; UNLESS OTHERWISE INDICATED.
 5. IF REMOTE SENSING IS NOT USED CONNECT 4 TO 5, 6 TO 7, 8 TO 9, & 10 TO 11.
 6. S.I.T. - INDICATES SELECT IN TEST.

MODEL	R11	R12	R13
6575-1	1.5K	2.7K	560 Ω
6575-2	2.7K	2.7K	1.2K
6575-3	3.3K	2.7K	2.2K

SCHEMATIC

FIRST MADE FOR 6575

FINISHED BY W/MSK 2/10/69

SCALE: SEE PURCH. SPEC. FOR STOCK TOLERANCES

ANGULAR DIMENSIONS $\pm 1/2^\circ$

UNLESS OTHERWISE INDICATED

BASIC DIMENSIONS	FRACTIONAL DIMENSIONS	DECIMAL DIMENSIONS
UP TO 8	1/16	$\pm .005$
8 TO 24	1/32	$\pm .005$
24 TO 48	1/64	$\pm .005$

TRACED BY: *Stevenson* 2/10/69

USED IN: C 13495

C-13495

